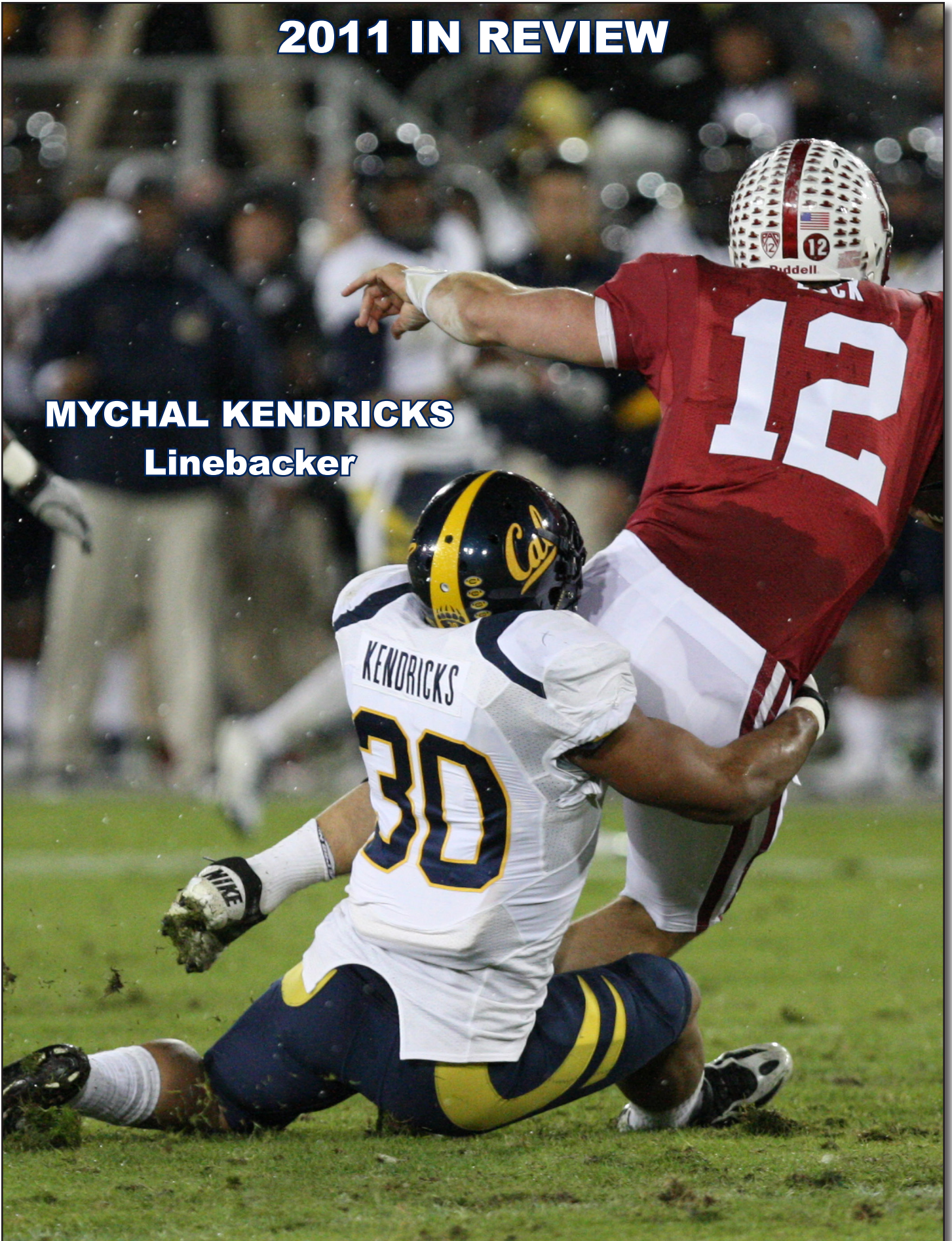


## 2011 IN REVIEW

**MYCHAL KENDRICKS**  
Linebacker





# HONORS & AWARDS

## #21 – KEENAN ALLEN (WR)

Bear Backers MVP Award – Offense (Cal), Biletnikoff Award Semifinalist, Biletnikoff Award Watch List, Fantasy Flash Stock Rising (Athlon), First-Team All-Pac-12 (Coaches, Phil Steele, Yahoo! Sports), Midseason First-Team All-Pac-12 (Phil Steele), Midseason Third-Team All-American (Phil Steele), Paul Hornung Award Watch List, Paul Warfield Award Candidate (Touchdown Club of Columbus), Preseason Wide Receiver Trophy Watch List (CFPA), Preseason Second-Team All-Pac-12 (Phil Steele), Third-Team All-Pac-12 (College Sports Madness), Wide Receiver Honorable Mention Performer of the Week (CFPA, 10/6, 10/13), Wide Receiver Performer of the Week (CFPA, 9/24)

## #19 – BRYAN ANGER (P)

Cal Players to Watch (Lindy's), Campbell Trophy Candidate, Elite Punter Trophy Winner 2010 and '11 (CFPA), First-Team All-Pac-12 (Coaches, College Sports Madness, ESPN Pac-12 Blog, Phil Steele), J. Scott Duncan Award for Most Valuable Special Teams Player (Cal), Midseason Honorable Mention All-American (Phil Steele), Midseason Second-Team All-Pac-12 (Phil Steele), No. 3 National Top Punter (Athlon), No. 3 Draft Eligible Punter (Phil Steele), Preseason First-Team All-Pac-12 (Athlon, Lindy's, Phil Steele, Sporting News), Preseason Honorable Mention All-American (GoDaddy.com), Preseason Third-Team All-American (Phil Steele), Preseason, Punter Honorable Mention Performer of the Week (CFPA, 9/10, 9/24, 10/22), Punter Performer of the Week (CFPA, 10/29), Ray Guy Award Official Candidate, Ray Guy Award Watch List, Second-Team All-Pac-12 (College Sports Madness, Yahoo! Sports)

## #2 – MARC ANTHONY (DB)

All-Bowl Team (ESPN.com Pac-12 Blog), No. 34 Draft Eligible Cornerback (Phil Steele)

## #41 – TODD BARR (DL)

No. 16 National Defensive Lineman Recruit (Athlon), No. 16 National Freshman Defensive Lineman (Phil Steele), No. 15 Pac-12 Recruit (Athlon)

## #5 – BRENDAN BIGELOW (TB)

No. 2 Cal Recruit (Sporting News), Fantasy Flash Freshman Phenom (Athlon), Kickoff Returner Performer of the Week (CFPA, 9/17), No. 17 National Freshman Running Back (Phil Steele), No. 13 National Running Back Recruit (Athlon), No. 13 Pac-12 Recruit (Athlon), Special Teams Player of the Week (Pac-12, 9/17)

## #6 – KYLE BOEHM (QB)

No. 17 National Freshman Quarterback (Phil Steele), No. 18 National Quarterback Recruit (Athlon)

## #68 – MARK BRAZINSKI (OL)

First-Team Pac-12 All-Academic

## #32 – NATHAN BROUSSARD (LB)

Scout Team Player of the Year – Special Teams (Cal)

## #7 – D.J. CAMPBELL (DB)

Honorable Mention All-Pac-12 (Coaches), Most Improved Player (Cal), Most Valuable Back – Defense (Cal)

## #43 – DAN CAMPOREALE (LB)

Honorable Mention Pac-12 All-Academic

## #11 – SEAN CATTOUSE (DB)

All-Underrated Pac-12 (ESPN.com Pac-12 Blog), Andy Smith Award for Player with the Most Big "C" Time (Snaps) – Defense (Cal), Cal Players to Watch (Lindy's), Defensive Back Honorable Mention Performer of the Week (CFPA, 9/17), Honorable Mention All-Pac-12 (Coaches), Midseason Third-Team All-Pac-12 (Phil Steele), No. 5 Draft Eligible Strong Safety (Phil Steele), Jim Thorpe Award Candidate, Pappy Waldorf Coaches Award – Defense (Cal), Preseason All-American Third Team (Sporting News), Preseason First-Team All-Pac-12 (Sporting News), Preseason Second-Team All-Pac-12 (Lindy's), Preseason Fourth-Team All-Pac-12 (Phil Steele), Second-Team All-Pac-12 (College Sports Madness), Tatum Award Candidate (Touchdown Club of Columbus)

## #61 – JUSTIN CHEADLE (OL)

All-Underrated Pac-12 (ESPN.com Pac-12 Blog), Bob Tessier Award for Most Improved Lineman – Offense (Cal), Honorable Mention All-Pac-12 (Coaches), Honorable Mention Pac-12 All-Academic, Lifter of the Year – Senior (Cal), Second-Team All-Pac-12 (Yahoo! Sports), Third-Team All-Pac-12 (College Sports Madness)

## #70 – GEOFFREY GIBSON (OL)

Co-Scout Team Player of the Year – Offense (Cal)

## #19 – JASON GIBSON (LB)

No. 17 National Freshman Linebacker (Phil Steele), No. 36 Pac-12 Recruit (Athlon)

## #92 – TREVOR GUYTON (DL)

Brick Muller Award for Most Valuable Lineman – Defense (Cal), Cort Majors Captains Award – Defense (Cal), Defensive Lineman Honorable Mention Performer of the Week (CFPA, 9/3), Joe Roth Award for Player Best Exemplifying Courage, Attitude and Sportsmanship (Cal), Second-Team All-Pac-12 (Coaches, Phil Steele, Yahoo! Sports), Ted Hendricks Award Candidate, Preseason Fourth-Team All-Pac-12 (Phil Steele), Third-Team All-Pac-12 (College Sports Madness), Willis Award Candidate (Touchdown Club of Columbus)

## #3 – MAURICE HARRIS (WR)

No. 50 National Freshman Wide Receiver (Phil Steele), No. 25 National Wide Receiver Recruit (Athlon), No. 33 Pac-12 Recruit (Athlon)

## #3 – D.J. HOLT (LB)

All-Underrated Pac-12 (ESPN.com Pac-12 Blog), Bear Backers Co-MVP Award – Defense (Cal), Cort Majors Captains Award – Defense (Cal), Honorable Mention All-Pac-12 (Coaches), Midseason Third-Team All-Pac-12 (Phil Steele), No. 15 Draft Eligible Inside Linebacker (Phil Steele), Preseason Third-Team All-Pac-12 (Phil Steele), Second-Team All-Pac-12 (Phil Steele)

## #90 – MUSTAFA JALIL (DL)

No. 5 Cal Recruit (Sporting News), No. 25 National Freshman Defensive Lineman (Phil Steele), No. 33 National Defensive Lineman Recruit (Athlon), No. 32 Pac-12 Recruit (Athlon)

## #13 – JALEN JEFFERSON (LB)

No. 59 National Freshman Linebacker (Phil Steele)

## #1 – MARVIN JONES (WR)

All-Underrated Pac-12 (ESPN.com Pac-12 Blog), Biletnikoff Award Watch List, Cal Players to Watch (Lindy's), Fantasy Flash Top Target (Athlon), Cort Majors Captains Award – Offense (Cal), Honorable Mention All-Pac-12 (Coaches), Ken Harvey Award for Player Showing Special Academic Commitment and Improvement (Cal), Midseason Honorable Mention All-American (Phil Steele), Midseason Second-Team All-Pac-12 (Phil Steele), No. 39 Draft Eligible Wide Receiver (Phil Steele), Paul Warfield Award Candidate (Touchdown Club of Columbus), Preseason Second-Team All-Pac-12 (Lindy's), Preseason Third-Team All-Pac-12 (Phil Steele), Wide Receiver Honorable Mention Performer of the Week (CFPA, 9/3)

## #22 – WILL KAPP (FB)

Burlsworth Trophy Candidate, Dick Artal Award for Player Best Exemplifying Cal Spirit – Offense (Cal), Second-Team Pac-12 All-Academic, Stub Allison Award for Most Inspirational Player (Cal)

### #30 – MYCHAL KENDRICKS (LB)

Bear Backers Co-MVP Award – Defense (Cal), Bednarik Award Watch List, Berkeley Breakfast Club Award for Outstanding Player in Big Game – Offense (Cal), Bronko Nagurski Trophy Watch List, Butkus Award Watch List, Cal Players to Watch (Lindy's), First-Team All-Pac-12 (Coaches, College Sports Madness, ESPN Pac-12 Blog, Phil Steele, Yahoo! Sports), Honorable Mention All-American (SI.com), Lambert Award Candidate, Lott IMPACT Trophy Watch List, Linebacker Honorable Mention Performer of the Week (CFPA, 11/12, 11/19, 11/25), Midseason First-Team All-Pac-12 (Phil Steele), Midseason Fourth-Team All-American (Phil Steele), No. 9 National Top Outside Linebacker (Lindy's), No. 30 Draft Eligible Outside Linebacker (Phil Steele), Pac-12 Defensive Player of the Year (Coaches, College Sports Madness), Preseason First-Team All-Pac-12 (Athlon, Lindy's, Phil Steele), Preseason Honorable Mention All-American (GoDaddy.com), Preseason Linebacker Trophy Watch List (CFPA), Rotary Lombardi Award Watch List, Second-Team All-American (College Sports Madness, Phil Steele), Third-Team All-American (Yahoo! Sports)

### #25 – DANIEL LASCO (TB)

Co-Scout Team Player of the Year – Offense (Cal), Lifter of the Year – Freshman (Cal), No. 42 National Freshman Running Back (Phil Steele)

### #75 – PUKA LOPA (DL)

Scout Team Player of the Year – Defense (Cal)

### #15 – ZACH MAYNARD (QB)

Berkeley Breakfast Club Award for Outstanding Player in Big Game – Offense (Cal), Quarterback Honorable Mention Performer of the Week (CFPA, 9/10), Top Cal Newcomer (Lindy's), Top National Transfers (Athlon)

### #21 – STEFAN MCCLURE (DB)

No. 3 Cal Recruit (Sporting News), No. 18 National Defensive Back Recruit (Athlon), No. 31 Pac-12 Recruit (Athlon), No. 38 National Freshman Defensive Back (Phil Steele)

### #80 – ANTHONY MILLER (TE)

Cal Players to Watch (Lindy's), Honorable Mention All-Pac-12 (Coaches), John Mackey Award Watch List, No. 20 Draft Eligible Tight End (Phil Steele), Pappy Waldorf Coaches Award – Offense (Cal), Preseason Tight End Trophy Watch List (CFPA), Tight End Honorable Mention Performer of the Week (9/10, 10/29)

### #50 – VILIAMI MOALA (DL)

No. 4 Cal Recruit (Sporting News), No. 6 Pac-12 Recruit (Athlon), No. 8 National Defensive Tackle Incoming Freshman (Lindy's), No. 9 National Defensive Lineman Recruit (Athlon), No. 10

National Freshman Defensive Lineman (Phil Steele), No. 18 Pac-12 Recruit (Lindy's), No. 99 National Incoming Freshman (Lindy's)

### #8 – C.J. MONCREASE (DB)

Andy Smith Award for Player with the Most Big "C" Time (Snaps) – Special Teams (Cal)

### #37 – ROBERT MULLINS (LB)

Everett Merriman Award for Demonstrating Commitment to Community Service

### #95 – ERNEST OWUSU (DL)

Dick Artal Award for Player Best Exemplifying Cal Spirit – Defense (Cal), First-Team Academic All-District 8 (Capital One), First-Team Pac-12 All-Academic, Midseason Third-Team All-Pac-12 (Phil Steele)

### #73 – JORDAN RIGSBEE (OL)

No. 24 National Freshman Offensive Lineman (Phil Steele), No. 31 National Offensive Lineman Recruit (Athlon)

### #82 – RICHARD RODGERS (TE)

No. 26 National Freshman Tight End (Phil Steele)

### #17 – BRENNAN SCARLETT (LB)

No. 1 Cal Recruit (Sporting News), No. 2 Oregon Recruit (Lindy's), No. 23 National Freshman Defensive Lineman (Phil Steele), No. 26 National Defensive Lineman Recruit (Athlon), No. 28 Pac-12 Recruit (Athlon)

### #72 – MITCHELL SCHWARTZ (OL)

Brick Muller Award for Most Valuable Lineman – Offense (Cal), Cal Players to Watch (Lindy's), Campbell Trophy Candidate, Cort Majors Captains Award – Offense (Cal), First-Team All-Pac-12 (Coaches, ESPN Pac-12 Blog, Phil Steele), First-Team All-American (Jewish Sports Review), First-Team Pac-12 All-Academic, Midseason Second-Team All-Pac-12 (Phil Steele), No. 24 Draft Eligible Tackle (Phil Steele), Outland Trophy Watch List, Parker Award Candidate, Preseason First-Team All-Pac-12 (Athlon, Phil Steele), Preseason Second-Team All-Pac-12 (Lindy's), Preseason Third-Team All-American (GoDaddy.com, Sporting News), Rotary Lombardi Award Watch List, Second-Team All-Pac-12 (College Sports Madness, Yahoo! Sports)

### #4 – AVERY SEBASTIAN (DB)

No. 17 National Defensive Back Recruit (Athlon), No. 25 National Freshman Defensive Back (Phil Steele), No. 30 Pac-12 Recruit (Athlon)

### #20 – ISI SOFELE (TB)

All-Underrated Pac-12 (ESPN.com Pac-12 Blog), Game-Changer (Sporting News), Honorable Mention All-Pac-12 (Coaches), Ken Cotton Award for Most Courageous Player – Offense (Cal), Most Valuable Back – Offense (Cal), Running Back Honorable Mention Performer of the Week (CFPA, 11/12), Second-Team All-Pac-12 (Yahoo! Sports), Third-Team All-Pac-12 (College Sports Madness)

### #48 – ERIC STEVENS (FB)

Burlsworth Trophy Candidate

### #75 – MATT SUMMERS-GAVIN (OL)

Andy Smith Award for Player with the Most Big "C" Time (Snaps) – Offense (Cal), Honorable Mention All-Pac-12 (Coaches), Second-Team Pac-12 All-Academic, Third-Team All-Pac-12 (Phil Steele)

### #40 – GIORGIO TAVECCHIO (PK)

All-Bowl Team (ESPN.com Pac-12 Blog), Burlsworth Trophy Candidate, Campbell Trophy Semifinalist, First-Team Academic All-District 8 (Capital One), First-Team All-Pac-12 (Yahoo! Sports), Honorable Mention All-Pac-12 (Coaches), Midseason Third-Team All-Pac-12 (Phil Steele), National Football Foundation Scholar-Athlete Award Candidate, Placekicker Honorable Mention Performer of the Week (CFPA, 9/24, 10/6, 11/25), Preseason Fourth-Team All-Pac-12 (Phil Steele), Special Teams Player of the Week (Pac-12, 11/25), Schlessinger Coaches Award for Outstanding Athletic Ability, Academic Success and Community Service (Cal), Second-Team All-Pac-12 (Phil Steele), Second-Team Pac-12 All-Academic, Third-Team All-Pac-12 (College Sports Madness)

### JEFF TEDFORD (HEAD COACH)

Best Pac-10 Recruiter (Sporting News)

### #50 – AARON TIPOTI (DL)

Bob Tessier Award for Most Improved Lineman – Defense (Cal), Honorable Mention All-Pac-12 (Coaches), Ken Cotton Award for Most Courageous Player – Defense (Cal), Third-Team All-Pac-12 (College Sports Madness)

### #31 – JOHN TYNDALL (FB)

First-Team Pac-12 All-Academic

### #44 – DAVID WILKERSON (LB)

Linebacker Honorable Mention Performer of the Week (CFPA, 10/22)

### #74 – MATT WILLIAMS (OL)

No. 48 National Incoming Juco Player (Phil Steele)

# 2011 STATISTICS

RECORD	OVERALL	HOME	AWAY	NEUTRAL
ALL GAMES	7-6-0	4-1-0	2-4-0	1-1-0
CONFERENCE	4-5-0	3-1-0	1-4-0	0-0-0
NON-CONFERENCE	3-1-0	1-0-0	1-0-0	1-1-0

Date	Opponent	Score	Overall	Conf.	Time	Attend
^ Sep 03	vs Fresno State	W 36-21	1-0-0	0-0-0	3:20	31563
Sep 10	at Colorado	WOT 36-33	2-0-0	0-0-0	3:37	49532
Sep 17	<b>PRESBYTERIAN</b>	<b>W 63-12</b>	<b>3-0-0</b>	<b>0-0-0</b>	<b>3:07</b>	<b>33952</b>
* Sep 24	at Washington	23-31 L	3-1-0	0-1-0	3:14	60437
* Oct 6	at No. 9/9 Oregon	15-43 L	3-2-0	0-2-0	3:38	58796
*#Oct 13	<b>USC</b>	<b>9-30 L</b>	<b>3-3-0</b>	<b>0-3-0</b>	<b>3:13</b>	<b>44043</b>
* Oct 22	<b>UTAH</b>	<b>W 34-10</b>	<b>4-3-0</b>	<b>1-3-0</b>	<b>2:49</b>	<b>35182</b>
* Oct 29	at UCLA	14-31 L	4-4-0	1-4-0	3:06	55604
* Nov 05	<b>WASHINGTON STATE</b>	<b>W 30-7</b>	<b>5-4-0</b>	<b>2-4-0</b>	<b>3:01</b>	<b>35506</b>
* Nov 12	<b>OREGON STATE</b>	<b>W 23-6</b>	<b>6-4-0</b>	<b>3-4-0</b>	<b>2:50</b>	<b>39602</b>
* Nov 19	at No. 8/9/9 Stanford	28-31 L	6-5-0	3-5-0	3:23	50360
* Nov 25	at Arizona State	W 47-38	7-5-0	4-5-0	3:37	52350
! Dec 28	vs Texas	10-21 L	7-6-0	4-5-0	3:32	56313

\*Pac-12 Games; ^TicketCity Battle by the Bay, Candlestick Park, San Francisco, CA; #Homecoming; !Holiday Bowl, Snapdragon Stadium by Qualcomm, San Diego, CA; All Home Games in Bold at AT&T Park, San Francisco, CA; Rankings (BCS/AP/USA Today or AP/USA Today;

TEAM STATISTICS	CAL	OPP
SCORING	368	314
Points Per Game	28.3	24.2
FIRST DOWNS	279	226
Rushing	102	98
Passing	145	102
Penalty	32	26
RUSHING YARDAGE	2013	1673
Yards Gained Rushing	2411	2078
Yards Lost Rushing	398	405
Rushing Attempts	484	442
Average Per Rush	4.2	3.8
Average Per Game	154.8	128.7
TDs Rushing	25	17
PASSING YARDAGE	3206	2655
Comp-Att-Int	246-440-12	224-398-12
Average Per Pass	7.3	6.7
Average Per Catch	13.0	11.9
Average Per Game	246.6	204.2
TDs Passing	17	19
TOTAL OFFENSE	5219	4328
Total Plays	924	840
Average Per Play	5.6	5.2
Average Per Game	401.5	332.9
KICK RETURNS: #Yards	51-1022	67-1366
PUNT RETURNS: #Yards	20-116	17-119
INT RETURNS: #Yards	12-210	12-86
KICK RETURN AVERAGE	20.0	20.4
PUNT RETURN AVERAGE	5.8	7.0
INT RETURN AVERAGE	17.5	7.2
FUMBLES-LOST	28-12	18-11
PENALTIES-Yards	98-941	97-866
Average Per Game	72.4	66.6
PUNTS-Yards	53-2345	68-2945
Average Per Punt	44.2	43.3
Net Punt Average	39.7	39.8
TIME OF POSSESSION/Game	31:57	28:03
3RD-DOWN Conversions	73/180	63/179
3rd-Down Pct	41%	35%
4TH-DOWN Conversions	8/23	10/21
4th-Down Pct	35%	48%
SACKS BY-Yards	34-213	28-195
MISC YARDS	0	0
TOUCHDOWNS SCORED	45	39
FIELD GOALS-ATTEMPTS	20-23	14-20
ON-SIDE KICKS	0-1	0-1

RED-ZONE SCORES	(49-55) 89%	(34-44) 77%
RED-ZONE TOUCHDOWNS	(34-55) 62%	(23-44) 52%
PAT-ATTEMPTS	(36-42) 86%	(36-36) 100%
ATTENDANCE	188285	327079
Games/Avg Per Game	5/37657	6/54513
Neutral Site Games		2/43938

SCORE BY QUARTERS	1st	2nd	3rd	4th	OT	Total
Cal	103	116	102	41	6	368
Opponents	58	101	73	79	3	314

RUSHING	GP	Att	Gain	Loss	Net	Avg	TD	Long	Avg/G
Sofele, Isi	13	252	1382	60	1322	5.2	10	56	101.7
Anderson, C.J.	13	72	361	16	345	4.8	8	34	26.5
Maynard, Zach	13	84	343	235	108	1.3	4	43	8.3
Kapp, Will	10	6	63	0	63	10.5	1	43	6.3
Allen, Keenan	13	9	63	8	55	6.1	0	19	4.2
DeBoskie-Johnson, C.	10	10	46	6	40	4.0	1	9	4.0
Manuel, Mike	8	11	38	0	38	3.5	0	12	4.8
Yarnway, Dasarte	1	11	36	0	36	3.3	1	7	36.0
Bigelow, Brendan	11	6	32	7	25	4.2	0	12	2.3
Jones, Marvin	13	5	32	10	22	4.4	0	23	1.7
Anger, Bryan	13	1	5	0	5	5.0	0	5	0.4
Tyndall, John	12	1	5	0	5	5.0	0	5	0.4
Dumont, Nico	6	1	4	0	4	4.0	0	4	0.7
Bridgford, Allan	4	3	1	0	1	0.3	0	1	0.2
Calvin, Michael	12	1	0	13	-13	-13.0	0	0	-1.1
TEAM	10	11	0	43	-43	-3.9	0	0	-4.3
<b>Total</b>	<b>13</b>	<b>484</b>	<b>2411</b>	<b>398</b>	<b>2013</b>	<b>4.2</b>	<b>25</b>	<b>56</b>	<b>154.8</b>
<b>Opponents</b>	<b>13</b>	<b>442</b>	<b>2078</b>	<b>405</b>	<b>1673</b>	<b>3.8</b>	<b>17</b>	<b>68</b>	<b>128.7</b>

PASSING	G	Effic	Cmp-Att-Int	Pct	Yds	TD	Lng	Avg/G
Maynard, Zach	13	126.98	231-405-12	57.0	2990	17	90	230.0
Bridgford, Allan	4	88.93	13-32-0	40.6	184	0	33	46.0
Mansion, Brock	1	71.00	1-2-0	50.0	5	0	5	5.0
Allen, Keenan	13	326.80	1-1-0	100.0	27	0	22	2.1
Sofele, Isi	13	0.00	0-0-0	0.0	0	0	0	0.0
<b>Total</b>	<b>13</b>	<b>124.41</b>	<b>246-440-12</b>	<b>55.9</b>	<b>3206</b>	<b>17</b>	<b>90</b>	<b>246.6</b>
<b>Opponents</b>	<b>13</b>	<b>122.04</b>	<b>224-398-12</b>	<b>56.3</b>	<b>2655</b>	<b>19</b>	<b>78</b>	<b>204.2</b>

RECEIVING	G	No.	Yds	Avg	TD	Long	Avg/G
Allen, Keenan	13	98	1343	13.7	6	90	103.3
Jones, Marvin	13	62	846	13.6	3	51	65.1
Miller, Anthony	13	24	263	11.0	3	44	20.2
Calvin, Michael	12	20	269	13.4	1	38	22.4
Hagan, Spencer	13	12	94	7.8	2	16	7.2
Anderson, C.J.	13	7	186	26.6	1	74	14.3
Sofele, Isi	13	6	33	5.5	0	22	2.5
DeBoskie-Johnson, C.	10	4	42	10.5	0	15	4.2
Bouza, Jackson	5	3	32	10.7	0	19	6.4
Manuel, Mike	8	2	9	4.5	0	9	1.1
Dumont, Nico	6	2	8	4.0	1	6	1.3
Maynard, Zach	13	1	27	27.0	0	22	2.1
Kapp, Will	10	1	16	16.0	0	16	1.6
Tyndall, John	12	1	13	13.0	0	13	1.1
Bigelow, Brendan	11	1	11	11.0	0	11	1.0
McGovern, Bryce	13	1	9	9.0	0	9	0.7
Tedford, Quinn	1	1	5	5.0	0	5	5.0
<b>Total</b>	<b>13</b>	<b>246</b>	<b>3206</b>	<b>13.0</b>	<b>17</b>	<b>90</b>	<b>246.6</b>
<b>Opponents</b>	<b>13</b>	<b>224</b>	<b>2655</b>	<b>11.9</b>	<b>19</b>	<b>78</b>	<b>204.2</b>

PUNT RETURNS	No.	Yds	Avg	TD	Long
Jones, Marvin	14	102	7.3	0	37
Allen, Keenan	4	32	8.0	0	12
Edmond, Coleman	1	-8	-8.0	0	0
Lee, Adrian	1	-10	-10.0	0	0
<b>Total</b>	<b>20</b>	<b>116</b>	<b>5.8</b>	<b>0</b>	<b>37</b>
<b>Opponents</b>	<b>17</b>	<b>119</b>	<b>7.0</b>	<b>1</b>	<b>18</b>



<b>INTERCEPTIONS</b>	<b>No.</b>	<b>Yds</b>	<b>Avg</b>	<b>TD</b>	<b>Long</b>
Cattouse, Sean	2	20	10.0	0	20
Kendricks, Mychal	2	62	31.0	0	32
Williams, Steve	2	45	22.5	0	45
Hill, Josh	2	32	16.0	1	32
Campbell, D.J.	2	29	14.5	0	29
McClure, Stefan	1	8	8.0	0	8
Anthony, Marc	1	14	14.0	0	14

<b>KICK RETURNS</b>	<b>No.</b>	<b>Yds</b>	<b>Avg</b>	<b>TD</b>	<b>Long</b>
Bigelow, Brendan	23	475	20.7	1	88
Edmond, Coleman	12	234	19.5	0	34
Manuel, Mike	12	258	21.5	0	32
Miller, Anthony	1	4	4.0	0	4
Anderson, C.J.	1	20	20.0	0	20
Sofele, Isi	1	26	26.0	0	26
Rodgers, Richard	1	5	5.0	0	5
<b>Total</b>	<b>51</b>	<b>1022</b>	<b>20.0</b>	<b>1</b>	<b>88</b>
<b>Opponents</b>	<b>67</b>	<b>1366</b>	<b>20.4</b>	<b>0</b>	<b>53</b>

<b>FUMBLE RETURNS</b>	<b>No.</b>	<b>Yds</b>	<b>Avg</b>	<b>TD</b>	<b>Long</b>
Guyton, Trevor	1	19	19.0	1	19
Kendricks, Mychal	1	33	33.0	0	33
<b>Total</b>	<b>2</b>	<b>52</b>	<b>26.0</b>	<b>1</b>	<b>33</b>
<b>Opponents</b>	<b>1</b>	<b>9</b>	<b>9.0</b>	<b>1</b>	<b>7</b>

----- PATs -----									
<b>SCORING</b>	<b>TD</b>	<b>FGs</b>	<b>Kick</b>	<b>Rush</b>	<b>Rcv</b>	<b>Pass</b>	<b>DXP</b>	<b>Saf</b>	<b>Points</b>
Tavecchio, Giorgio	0	20-23	36-42	0-0	0	0-0	0	0	96
Sofele, Isi	10	0-0	0-0	0-0	0	0-0	0	0	60
Anderson, C.J.	9	0-0	0-0	0-0	0	0-0	0	0	54
Allen, Keenan	6	0-0	0-0	0-0	0	0-0	0	0	36
Maynard, Zach	4	0-0	0-0	0-0	0	1-2	0	0	24
Jones, Marvin	3	0-0	0-0	0-0	1	0-0	0	0	20
Miller, Anthony	3	0-0	0-0	0-0	0	0-0	0	0	18
Hagan, Spencer	2	0-0	0-0	0-0	0	0-0	0	0	12
Bigelow, Brendan	1	0-0	0-0	0-0	0	0-0	0	0	6
Yarnway, Dasarte	1	0-0	0-0	0-0	0	0-0	0	0	6
Calvin, Michael	1	0-0	0-0	0-0	0	0-0	0	0	6
Kapp, Will	1	0-0	0-0	0-0	0	0-0	0	0	6
Dumont, Nico	1	0-0	0-0	0-0	0	0-0	0	0	6
DeBoskie-Johnson, C.	1	0-0	0-0	0-0	0	0-0	0	0	6
Hill, Josh	1	0-0	0-0	0-0	0	0-0	0	0	6
Guyton, Trevor	1	0-0	0-0	0-0	0	0-0	0	0	6
<b>Total</b>	<b>45</b>	<b>20-23</b>	<b>36-42</b>	<b>0-0</b>	<b>1</b>	<b>1-2</b>	<b>0</b>	<b>0</b>	<b>368</b>
<b>Opponents</b>	<b>39</b>	<b>14-20</b>	<b>36-36</b>	<b>0-0</b>	<b>1</b>	<b>1-2</b>	<b>0</b>	<b>0</b>	<b>314</b>

<b>TOTAL OFFENSE</b>	<b>G</b>	<b>Plays</b>	<b>Rush</b>	<b>Pass</b>	<b>Total</b>	<b>Avg/G</b>
Maynard, Zach	13	489	108	2990	3098	238.3
Sofele, Isi	13	252	1322	0	1322	101.7
Anderson, C.J.	13	72	345	0	345	26.5
Bridgford, Allan	4	35	1	184	185	46.2
Allen, Keenan	13	10	55	27	82	6.3
Kapp, Will	10	6	63	0	63	6.3
DeBoskie-Johnson, C.	10	10	40	0	40	4.0
Manuel, Mike	8	11	38	0	38	4.8
Yarnway, Dasarte	1	11	36	0	36	36.0
Bigelow, Brendan	11	6	25	0	25	2.3
Jones, Marvin	13	5	22	0	22	1.7
Tyndall, John	12	1	5	0	5	0.4
Mansion, Brock	1	2	0	5	5	5.0
Anger, Bryan	13	1	5	0	5	0.4
Dumont, Nico	6	1	4	0	4	0.7
Calvin, Michael	12	1	-13	0	-13	-1.1
TEAM	10	11	-43	0	-43	-4.3
<b>Total</b>	<b>13</b>	<b>924</b>	<b>2013</b>	<b>3206</b>	<b>5219</b>	<b>401.5</b>
<b>Opponents</b>	<b>13</b>	<b>840</b>	<b>1673</b>	<b>2655</b>	<b>4328</b>	<b>332.9</b>

<b>FIELD GOALS</b>	<b>FGM-FGA</b>	<b>Pct</b>	<b>01-19</b>	<b>20-29</b>	<b>30-39</b>	<b>40-49</b>	<b>50-99</b>	<b>Lg</b>	<b>Blk</b>
Tavecchio, Giorgio	20-23	87.0	2-2	6-7	7-7	4-6	1-1	54	2

<b>FG SEQUENCE</b>	<b>CAL</b>	<b>OPPONENTS</b>
Fresno State	(40)	35
Colorado	(39)	(27),(52),(32),(22)
Presbyterian	-	-
Washington	(29),(36),(25)	52,(40)
Oregon	(27),(38),(54),40	52
USC	(27)	(39),(29),(23)
Utah	(35),(37),29	(36)
UCLA	42	(32)
Washington State	(43)	27
Oregon State	(32)	(32),(46)
Stanford	(25),(19)	33,(35)
Arizona State	(48),(27),(19),(30)	(47)
Texas	(47)	38

Numbers in (parentheses) indicate field goal was made.

<b>PUNTING</b>	<b>No.</b>	<b>Yds</b>	<b>Avg</b>	<b>Long</b>	<b>TB</b>	<b>FC</b>	<b>I20</b>	<b>Blkd</b>
Anger, Bryan	53	2345	44.2	64	6	13	19	1

<b>KICKOFFS</b>	<b>No.</b>	<b>Yds</b>	<b>Avg</b>	<b>TB</b>	<b>OB</b>	<b>Retn</b>	<b>Net</b>	<b>YdLn</b>
Tavecchio, Giorgio	76	4652	61.2	7	1			
<b>Total</b>	<b>76</b>	<b>4652</b>	<b>61.2</b>	<b>7</b>	<b>1</b>	<b>1366</b>	<b>41.4</b>	<b>28</b>
<b>Opponents</b>	<b>64</b>	<b>3944</b>	<b>61.6</b>	<b>10</b>	<b>1</b>	<b>1022</b>	<b>42.5</b>	<b>27</b>

<b>ALL PURPOSE</b>	<b>G</b>	<b>Rush</b>	<b>Rec</b>	<b>PR</b>	<b>KOR</b>	<b>IR</b>	<b>Tot</b>	<b>Avg/G</b>
Allen, Keenan	13	55	1343	32	0	0	1430	110.0
Sofele, Isi	13	1322	33	0	26	0	1381	106.2
Jones, Marvin	13	22	846	102	0	0	970	74.6
Anderson, C.J.	13	345	186	0	20	0	551	42.4
Bigelow, Brendan	11	25	11	0	475	0	511	46.5
Manuel, Mike	8	38	9	0	258	0	305	38.1
Miller, Anthony	13	0	263	0	4	0	267	20.5
Calvin, Michael	12	-13	269	0	0	0	256	21.3
Edmond, Coleman	9	0	0	-8	234	0	226	25.1
Maynard, Zach	13	108	27	0	0	0	135	10.4
Hagan, Spencer	13	0	94	0	0	0	94	7.2
DeBoskie-Johnson, C.	10	40	42	0	0	0	82	8.2
Kapp, Will	10	63	16	0	0	0	79	7.9
Kendricks, Mychal	13	0	0	0	0	62	62	4.8
Williams, Steve	13	0	0	0	0	45	45	3.5
Yarnway, Dasarte	1	36	0	0	0	0	36	36.0
Bouza, Jackson	5	0	32	0	0	0	32	6.4
Hill, Josh	13	0	0	0	0	32	32	2.5
Campbell, D.J.	13	0	0	0	0	29	29	2.2
Cattouse, Sean	13	0	0	0	0	20	20	1.5
Tyndall, John	12	5	13	0	0	0	18	1.5
Anthony, Marc	11	0	0	0	0	14	14	1.3
Dumont, Nico	6	4	8	0	0	0	12	2.0
McGovern, Bryce	13	0	9	0	0	0	9	0.7
McClure, Stefan	11	0	0	0	0	8	8	0.7
Tedford, Quinn	1	0	5	0	0	0	5	5.0
Rodgers, Richard	13	0	0	0	5	0	5	0.4
Anger, Bryan	13	5	0	0	0	0	5	0.4
Bridgford, Allan	4	1	0	0	0	0	1	0.2
Lee, Adrian	7	0	0	-10	0	0	-10	-1.4
TEAM	10	-43	0	0	0	0	-43	-4.3
<b>Total</b>	<b>13</b>	<b>2013</b>	<b>3206</b>	<b>116</b>	<b>1022</b>	<b>210</b>	<b>6567</b>	<b>505.2</b>
<b>Opponents</b>	<b>13</b>	<b>1673</b>	<b>2655</b>	<b>119</b>	<b>1366</b>	<b>86</b>	<b>5899</b>	<b>453.8</b>

<b>DEFENSIVE LEADERS</b>	<b>GP-GS</b>	<b> -----Tackles----- </b>			<b>TFL/Yds</b>	<b> Sacks- </b>	<b> -----Pass Def----- </b>			<b> --Fumbles-- </b>		<b>Blkd Kick</b>	<b>Saf</b>
		<b>Solo</b>	<b>Ast</b>	<b>Total</b>			<b>Int-Yds</b>	<b>BrUp</b>	<b>QBH</b>	<b>Rcv-Yds</b>	<b>FF</b>		
Kendricks, Mychal	13	68	39	107	14.5-59	3.0-30	2-62	2	.	2-33	.	.	.
Holt, D.J.	13	46	36	82	10.5-40	2.0-13	.	2	2	.	.	.	.
Cattouse, Sean	13	48	27	75	3.5-7	1.0-2	2-20	2	.	2-0	.	.	.
Campbell, D.J.	13	46	25	71	2.5-7	.	2-29	5	.	2-0	1	.	.
Hill, Josh	13	31	18	49	3.0-11	1.0-4	2-32	5	.	.	1	.	.
Guyton, Trevor	13	20	26	46	12.0-49	5.5-32	.	.	1	2-19	2	.	.
Williams, Steve	13	38	6	44	1.0-2	.	2-45	11	.	.	1	.	.
Anthony, Marc	11	30	8	38	5.0-9	.	1-14	12	.	.	.	.	.
Owusu, Ernest	13	15	15	30	7.5-30	4.5-25	.	2	1	.	1	.	.
McCain, Chris	10	16	13	29	6.0-12	1.5-1	.	.	1	.	.	.	.
Tipoti, Aaron	11	13	12	25	4.0-22	1.5-15	.	1	.	.	1	.	.
McClure, Stefan	11	15	9	24	1.0-5	.	1-8	2	.	1-0	.	.	.
Coleman, Deandre	13	13	6	19	6.0-23	2.0-15	.	.	.	.	.	.	.
Camporeale, Dan	13	10	9	19	4.5-11	.	.	.	.	1-0	.	.	.
Kapp, Will	10	9	8	17	.	.	.	.	.	.	.	.	.
Whiteside, Cecil	10	12	5	17	4.0-26	3.0-24	.	1	.	.	2	.	.
Wilkerson, David	10	4	13	17	5.5-35	4.0-23	.	.	1	.	.	.	.
Payne, Kendrick	13	10	6	16	3.0-15	2.0-12	.	.	.	.	.	.	.
Hurrell, J.P.	13	8	7	15	.	.	.	1	.	.	.	.	.
Coley, Michael	9	7	7	14	.	.	.	2	.	.	.	.	.
Moncrease, C.J.	13	6	7	13	0.5-3	0.5-3	.	1	.	.	.	.	.
Jalil, Mustafa	13	8	5	13	1.0-6	0.5-4	.	.	.	1-0	.	.	.
Mullins, Robert	12	6	3	9	1.0-2	1.0-2	.	.	.	.	.	.	.
Sebastian, Avery	12	6	3	9	.	.	.	.	.	.	.	.	.
Davis, Ryan	10	4	4	8	1.0-8	1.0-8	.	1	1	.	.	.	.
Jackson, Kameron	6	4	2	6	.	.	.	.	.	.	.	.	.
Logan, Alex	11	2	3	5	.	.	.	.	.	.	.	.	.
Tavecchio, Giorgio	13	2	2	4	.	.	.	.	.	.	.	.	.
Scarlett, Brennan	3	2	2	4	0.5-0	.	.	.	.	.	.	.	.
Moala, Viliani	13	2	2	4	.	.	.	.	.	.	.	.	.
Allen, Keenan	13	3	.	3	.	.	.	.	.	.	.	.	.
Jones, Marvin	13	2	1	3	.	.	.	.	.	.	.	.	.
Fanua, Steven	2	1	1	2	.	.	.	.	.	.	.	.	.
Rios, Matt	12	1	1	2	.	.	.	.	.	.	.	.	.
Agu, Ted	1	1	1	2	.	.	.	.	.	.	.	.	.
TEAM	10	2	.	2	2.0-3	.	.	.	.	.	.	.	.
Kaufusi, Keni	8	.	2	2	0.5-2	.	.	.	.	.	.	.	.
Tyndall, John	12	1	.	1	.	.	.	.	.	.	.	.	.
Edmond, Coleman	9	1	.	1	.	.	.	.	.	.	.	.	.
Anderson, C.J.	13	.	1	1	.	.	.	.	.	.	.	.	.
Miller, Anthony	13	1	.	1	.	.	.	.	.	.	.	.	.
Calvin, Michael	12	1	.	1	.	.	.	.	.	.	.	1	.
Clark, Austin	12	1	.	1	.	.	.	.	.	.	.	.	.
DeBoskie-Johnson, C.	10	1	.	1	.	.	.	.	.	.	.	.	.
Schwenke, Brian	12	.	1	1	.	.	.	.	.	.	.	.	.
Rodgers, Richard	13	.	.	.	.	.	.	.	.	.	.	1	.
<b>Total</b>	<b>13</b>	<b>517</b>	<b>336</b>	<b>853</b>	<b>100-387</b>	<b>34-213</b>	<b>12-210</b>	<b>50</b>	<b>7</b>	<b>11-52</b>	<b>9</b>	<b>2</b>	.
<b>Opponents</b>	<b>13</b>	<b>529</b>	<b>352</b>	<b>881</b>	<b>74.0-304</b>	<b>28-195</b>	<b>12-86</b>	<b>49</b>	<b>13</b>	<b>12-9</b>	<b>14</b>	<b>8</b>	.

## 2011 TEAM STATISTICS

Date	Opponent	-----RUSHING-----				-----RECEIVING-----				-----PASSING-----				-----KICK RET-----				-----PUNT RET-----				tot off
		No.	Yds	TD	Lg	No.	Yds	TD	Lg	Cmp-Att-Int	Yds	TD	Lg	No	Yds	TD	Lg	No	Yds	TD	Lg	
Sep 03	vs Fresno State	35	151	2	43	16	266	2	42	16-35-1	266	2	42	3	61	0	26	3	7	0	7	417
Sep 10	at Colorado	31	100	1	29	19	270	4	37	19-36-1	270	4	37	5	97	0	27	0	0	0	0	370
Sep 17	PRESBYTERIAN	52	285	5	25	20	296	3	51	20-37-1	296	3	51	3	118	1	88	4	16	0	15	581
Sep 24	at Washington	33	108	1	22	23	349	1	90	23-43-0	349	1	90	5	93	0	24	0	0	0	0	457
Oct 6	at Oregon	27	144	0	34	28	321	1	31	28-60-0	321	1	31	7	99	0	28	1	-10	0	0	465
Oct 13	USC	26	35	1	17	25	294	0	27	25-43-3	294	0	27	6	112	0	25	2	42	0	37	329
Oct 22	UTAH	42	129	2	17	19	255	1	44	19-29-0	255	1	44	3	46	0	26	2	0	0	0	384
Oct 29	at UCLA	33	134	2	39	14	199	0	38	14-30-4	199	0	38	1	34	0	34	3	9	0	5	333
Nov 05	WASHINGTON STATE	49	292	3	43	11	123	1	29	11-20-0	123	1	29	2	40	0	23	3	34	0	14	415
Nov 12	OREGON STATE	46	296	2	56	13	128	1	22	13-19-1	128	1	22	1	23	0	23	0	0	0	0	424
Nov 19	at Stanford	34	85	1	13	20	280	2	42	20-29-0	280	2	42	5	103	0	28	1	2	0	2	365
Nov 25	at Arizona State	40	247	4	26	19	237	1	74	19-26-0	237	1	74	6	105	0	27	0	0	0	0	484
Dec 28	vs Texas	36	7	1	16	19	188	0	21	19-33-1	188	0	21	4	91	0	32	1	16	0	16	195
<b>Totals</b>		<b>484</b>	<b>2013</b>	<b>25</b>	<b>56</b>	<b>246</b>	<b>3206</b>	<b>17</b>	<b>90</b>	<b>246-440-12</b>	<b>3206</b>	<b>17</b>	<b>90</b>	<b>51</b>	<b>1022</b>	<b>1</b>	<b>88</b>	<b>20</b>	<b>116</b>	<b>0</b>	<b>37</b>	<b>5219</b>
<b>Opponent</b>		<b>442</b>	<b>1673</b>	<b>17</b>	<b>68</b>	<b>224</b>	<b>2655</b>	<b>19</b>	<b>78</b>	<b>224-398-12</b>	<b>2655</b>	<b>19</b>	<b>78</b>	<b>67</b>	<b>1366</b>	<b>0</b>	<b>53</b>	<b>17</b>	<b>119</b>	<b>1</b>	<b>18</b>	<b>4328</b>

Games played: 13  
 Avg per rush: 4.2  
 Avg per catch: 13.0  
 Pass efficiency: 124.41  
 Kick ret avg: 20.0  
 Punt ret avg: 5.8  
 All purpose avg/game: 505.2  
 Total offense avg/gm: 401.5

Date	Opponent	-----TACKLES-----				-SACKS-		-FUMBLE-		Pass		Blkd Kick	-----Kicks--XPTS-----				Pts
		Solo	Asst	Total	TFL-Yds	No-Yds	FF	FR-Yds	Int-Yds	QBH	Brk		Att-Mad	Run	Rcv	Saf	
Sep 03	vs Fresno State	38	28	66	12.0-52	6.0-30	1	1-19	1-0	0	4	0	5-3	0	0	0	36
Sep 10	at Colorado	47	20	67	4.0-10	0.0-0	0	0-0	0-0	1	5	1	4-3	0	0	0	36
Sep 17	PRESBYTERIAN	24	34	58	9.0-37	5.0-27	0	0-0	2-20	1	4	1	9-9	0	0	0	63
Sep 24	at Washington	39	28	67	6.0-17	2.0-10	2	2-0	0-0	0	1	0	2-2	0	0	0	23
Oct 6	at Oregon	48	30	78	8.0-44	2.0-24	1	0-0	1-29	0	5	0	0-0	0	0	0	15
Oct 13	USC	31	48	79	5.0-13	0.0-0	0	2-0	0-0	1	1	0	1-0	0	0	0	9
Oct 22	UTAH	30	30	60	10.0-36	5.0-16	1	1-0	3-72	2	3	0	4-4	0	0	0	34
Oct 29	at UCLA	51	14	65	9.0-27	2.0-12	1	2-0	0-0	0	4	0	2-2	0	0	0	14
Nov 05	WASHINGTON STATE	40	26	66	9.0-37	5.0-28	0	0-0	0-0	1	7	0	4-3	0	0	0	30
Nov 12	OREGON STATE	31	42	73	8.0-34	2.0-19	1	1-0	2-30	0	8	0	3-2	0	0	0	23
Nov 19	at Stanford	44	18	62	7.0-26	2.0-16	0	0-0	1-45	0	2	0	2-2	0	1	0	28
Nov 25	at Arizona State	49	10	59	5.0-17	1.0-11	2	2-33	2-14	0	3	0	5-5	0	0	0	47
Dec 28	vs Texas	45	8	53	8.0-37	2.0-20	0	0-0	0-0	1	3	0	1-1	0	0	0	10
Totals		517	336	853	100.0-387	34.0-213	9	11-52	12-210	7	50	2	42-36	0	1	0	368
Opponent		529	352	881	74.0-304	28.0-195	14	12-9	12-86	13	49	8	36-36	0	1	0	314

Date	Opponent	-----PUNTING-----										-----FIELD GOALS-----			-----KICKOFFS-----				
		No	Yds	Avg	Long	Blkd	TB	FC	50+ I20			Att-Made	Lg	Blkd	No	Yds	Avg	TB	OB
Sep 03	vs Fresno State	6	213	35.5	44	0	0	0	0	2		1-1	40	0	7	406	58.0	0	0
Sep 10	at Colorado	4	204	51.0	59	0	1	1	3	1		1-1	39	0	6	420	70.0	4	0
Sep 17	PRESBYTERIAN	2	98	49.0	50	1	0	0	1	2		0-0	0	0	10	527	52.7	1	0
Sep 24	at Washington	3	149	49.7	58	0	1	0	2	0		3-3	36	0	6	378	63.0	0	1
Oct 6	at Oregon	6	268	44.7	59	0	1	0	1	1		4-3	54	1	5	303	60.6	0	0
Oct 13	USC	4	171	42.8	61	0	0	1	1	1		1-1	27	0	3	199	66.3	0	0
Oct 22	UTAH	5	231	46.2	62	0	0	0	1	2		3-2	37	1	7	439	62.7	1	0
Oct 29	at UCLA	5	248	49.6	64	0	0	2	3	3		1-0	0	0	3	191	63.7	0	0
Nov 05	WASHINGTON STATE	4	165	41.2	60	0	0	2	1	3		1-1	43	0	6	341	56.8	0	0
Nov 12	OREGON STATE	3	118	39.3	54	0	0	2	1	2		1-1	32	0	5	307	61.4	0	0
Nov 19	at Stanford	2	87	43.5	48	0	0	2	0	1		2-2	25	0	5	327	65.4	0	0
Nov 25	at Arizona State	2	98	49.0	57	0	1	0	1	0		4-4	48	0	10	609	60.9	1	0
Dec 28	vs Texas	7	295	42.1	57	0	2	3	3	1		1-1	47	0	3	205	68.3	0	0
<b>Totals</b>		<b>53</b>	<b>2345</b>	<b>44.2</b>	<b>64</b>	<b>1</b>	<b>6</b>	<b>13</b>	<b>18</b>	<b>19</b>		<b>23-20</b>	<b>54</b>	<b>2</b>	<b>76</b>	<b>4652</b>	<b>61.2</b>	<b>7</b>	<b>1</b>
<b>Opponent</b>		<b>68</b>	<b>2945</b>	<b>43.3</b>	<b>64</b>	<b>2</b>	<b>6</b>	<b>18</b>	<b>12</b>	<b>25</b>		<b>20-14</b>	<b>52</b>	<b>0</b>	<b>64</b>	<b>3944</b>	<b>61.6</b>	<b>10</b>	<b>1</b>

## OPPONENT STATISTICS

Date	Opponent	-----RUSHING-----				-----RECEIVING-----				-----PASSING-----				-----KICK RET-----				-----PUNT RET-----				tot off
		No.	Yds	TD	Lg	No.	Yds	TD	Lg	Cmp-Att-Int	Yds	TD	Lg	No	Yds	TD	Lg	No	Yds	TD	Lg	
Sep 03	vs Fresno State	25	68	1	22	21	150	1	56	21-33-1	150	1	56	7	124	0	33	3	14	0	11	218
Sep 10	at Colorado	32	108	0	13	28	474	3	78	28-50-0	474	3	78	2	34	0	20	1	4	0	4	582
Sep 17	PRESBYTERIAN	26	20	0	8	6	28	0	10	6-20-2	28	0	10	9	118	0	42	1	41	1	17	48
Sep 24	at Washington	34	117	1	14	19	292	3	70	19-25-0	292	3	70	5	143	0	53	2	15	0	15	409
Oct 6	at Oregon	51	365	3	68	13	198	3	41	13-25-1	198	3	41	5	87	0	22	3	15	0	7	563
Oct 13	USC	37	118	1	16	19	195	2	39	19-35-0	195	2	39	3	62	0	24	1	8	0	8	313
Oct 22	UTAH	26	13	1	14	12	165	0	35	12-24-3	165	0	35	6	159	0	45	3	18	0	18	178
Oct 29	at UCLA	52	294	4	32	9	92	0	19	9-18-0	92	0	19	3	48	0	22	1	3	0	0	386
Nov 05	WASHINGTON STATE	35	69	1	15	15	155	0	32	15-37-0	155	0	32	6	105	0	28	0	0	0	0	224
Nov 12	OREGON STATE	21	31	0	14	26	239	0	21	26-40-2	239	0	21	5	119	0	44	1	1	0	1	270
Nov 19	at Stanford	36	148	2	34	20	257	2	41	20-30-1	257	2	41	5	108	0	31	0	0	0	0	405
Nov 25	at Arizona State	32	213	2	34	21	264	3	37	21-37-2	264	3	37	8	189	0	51	0	0	0	0	477
Dec 28	vs Texas	35	109	1	37	15	146	2	47	15-24-0	146	2	47	3	70	0	24	1	0	0	0	255
	<b>Opponent totals</b>	<b>442</b>	<b>1673</b>	<b>17</b>	<b>68</b>	<b>224</b>	<b>2655</b>	<b>19</b>	<b>78</b>	<b>224-398-12</b>	<b>2655</b>	<b>19</b>	<b>78</b>	<b>67</b>	<b>1366</b>	<b>0</b>	<b>53</b>	<b>17</b>	<b>119</b>	<b>1</b>	<b>18</b>	<b>4328</b>
	<b>Cal</b>	<b>484</b>	<b>2013</b>	<b>25</b>	<b>56</b>	<b>246</b>	<b>3206</b>	<b>17</b>	<b>90</b>	<b>246-440-12</b>	<b>3206</b>	<b>17</b>	<b>90</b>	<b>51</b>	<b>1022</b>	<b>1</b>	<b>88</b>	<b>20</b>	<b>116</b>	<b>0</b>	<b>37</b>	<b>5219</b>

Games played: 13

Avg per rush: 3.8

Avg per catch: 11.9

Pass efficiency: 122.04

Kick ret avg: 20.4

Punt ret avg: 7.0

All purpose avg/game: 453.8

Total offense avg/gm: 332.9

Date	Opponent	-----TACKLES-----				-SACKS-		-FUMBLE-		Pass			Blkd	-----Kicks--XPTS-----				Pts
		Solo	Ast	Total	TFL-Yds	No-Yds	FF	FR-Yds	Int-Yds	QBH	Brk	Kick	Att-Mad	Run	Rcv	Saf		
Sep 03	vs Fresno State	41	22	63	8.0-35	2.0-17	2	1-0	1-2	1	3	2	3-3	0	0	0	21	
Sep 10	at Colorado	43	12	55	5.0-31	3.0-28	1	0-0	1-0	5	2	1	3-3	0	0	0	33	
Sep 17	PRESBYTERIAN	33	74	107	0.0-0	0.0-0	0	0-0	1-29	0	7	1	0-0	0	0	0	12	
Sep 24	at Washington	38	26	64	4.0-11	1.0-7	1	0-0	0-0	0	6	0	4-4	0	0	0	31	
Oct 6	at Oregon	42	26	68	6.0-29	2.0-18	0	0-0	0-0	5	14	1	5-5	0	1	0	43	
Oct 13	USC	34	32	66	6.0-28	3.0-20	2	2-0	3-19	0	6	1	3-3	0	0	0	30	
Oct 22	UTAH	49	24	73	6.0-12	2.0-6	0	0-0	0-0	0	1	1	1-1	0	0	0	10	
Oct 29	at UCLA	40	10	50	6.0-29	3.0-13	0	1-0	4-30	0	2	0	4-4	0	0	0	31	
Nov 05	WASHINGTON STATE	40	30	70	4.0-16	1.0-9	1	1-9	0-0	0	1	1	1-1	0	0	0	7	
Nov 12	OREGON STATE	35	42	77	5.0-13	2.0-9	0	0-0	1-6	1	0	0	0-0	0	0	0	6	
Nov 19	at Stanford	42	16	58	6.0-17	3.0-14	1	2-0	0-0	1	2	0	4-4	0	0	0	31	
Nov 25	at Arizona State	50	18	68	5.0-11	0.0-0	3	1-0	0-0	0	0	0	5-5	0	0	0	38	
Dec 28	vs Texas	42	20	62	13.0-72	6.0-54	3	4-0	1-0	0	5	0	3-3	0	0	0	21	
	Opponent totals	529	352	881	74.0-304	28.0-195	14	12-9	12-86	13	49	8	36-36	0	1	0	314	
	Cal	517	336	853	100.0-387	34.0-213	9	11-52	12-210	7	50	2	42-36	0	1	0	368	

Date	Opponent	-----PUNTING-----									----FIELD GOALS----			-----KICKOFFS-----				
		No	Yds	Avg	Long	Blkd	TB	FC	50+ I20	Att-Made	Lg	Blkd	No	Yds	Avg	TB	OB	
Sep 03	vs Fresno State	8	296	37.0	46	0	0	1	0	4	1-0	0	0	3	192	64.0	0	0
Sep 10	at Colorado	3	94	31.3	43	1	0	0	0	0	4-4	52	0	7	438	62.6	1	1
Sep 17	PRESBYTERIAN	9	487	54.1	63	1	2	0	4	2	0-0	0	0	3	84	28.0	0	0
Sep 24	at Washington	2	78	39.0	41	0	0	2	0	2	2-1	40	0	6	403	67.2	1	0
Oct 6	at Oregon	5	221	44.2	54	0	0	2	1	0	1-0	0	0	7	436	62.3	0	0
Oct 13	USC	5	210	42.0	54	0	0	3	1	3	3-3	39	0	7	445	63.6	1	0
Oct 22	UTAH	6	273	45.5	55	0	1	2	1	2	1-1	36	0	3	192	64.0	0	0
Oct 29	at UCLA	7	310	44.3	57	0	1	0	1	4	1-1	32	0	6	418	69.7	5	0
Nov 05	WASHINGTON STATE	7	311	44.4	55	0	0	1	2	2	1-0	0	0	2	131	65.5	0	0
Nov 12	OREGON STATE	3	123	41.0	47	0	0	1	0	2	2-2	46	0	3	175	58.3	1	0
Nov 19	at Stanford	2	84	42.0	47	0	0	1	0	2	2-1	35	0	6	377	62.8	1	0
Nov 25	at Arizona State	2	102	51.0	59	0	1	1	1	0	1-1	47	0	7	421	60.1	0	0
Dec 28	vs Texas	9	356	39.6	64	0	1	4	1	2	1-0	0	0	4	232	58.0	0	0
	Opponent totals	68	2945	43.3	64	2	6	18	12	25	20-14	52	0	64	3944	61.6	10	1
	Cal	53	2345	44.2	64	1	6	13	18	19	23-20	54	2	76	4652	61.2	7	1



## TEAM GAME-BY-GAME COMPARISON

Opponent	Score	First Downs				Pen	Rushing		Passing		Yards	Total Offense Plays-Yards	Return Yards	Turn- Overs
		Total	Rush	Pass			Number-Yards		Comp-Att-Int					
Fresno State	36-21	18/11	6/7	9/3	3/1		35-151/25-68		16-35-1/21-33-1		266/150	70-417/58-218	87/140	2/2
Colorado	36-33	22/25	6/6	11/18	5/1		31-100/32-108		19-36-1/28-50-0		270/474	67-370/82-582	97/38	1/0
PRESBYTERIAN	63-12	27/3	11/1	13/1	3/1		52-285/26-20		20-37-1/6-20-2		296/28	89-581/46-48	154/188	1/2
Washington	23-31	24/21	6/8	16/10	2/3		33-108/34-117		23-43-0/19-25-0		349/292	76-457/59-409	93/158	0/2
Oregon	15-43	25/26	7/17	14/7	4/2		27-144/51-365		28-60-0/13-25-1		321/198	87-465/76-563	118/102	0/1
USC	9-30	18/18	2/6	16/9	0/3		26-35/37-118		25-43-3/19-35-0		294/195	69-329/72-313	154/89	5/2
UTAH	34-10	21/11	6/4	15/4	0/3		42-129/26-13		19-29-0/12-24-3		255/165	71-384/50-178	118/177	0/4
UCLA	14-31	15/21	7/17	8/3	0/1		33-134/52-294		14-30-4/9-18-0		199/92	63-333/70-386	43/81	5/2
WASHINGTON STATE	30-7	22/14	14/5	6/7	2/2		49-292/35-69		11-20-0/15-37-0		123/155	69-415/72-224	74/114	1/0
OREGON STATE	23-6	24/18	14/3	7/12	3/3		46-296/21-31		13-19-1/26-40-2		128/239	65-424/61-270	53/126	1/3
Stanford	28-31	23/23	7/9	12/11	4/3		34-85/36-148		20-29-0/20-30-1		280/257	63-365/66-405	150/108	2/1
Arizona State	47-38	25/22	14/8	7/12	4/2		40-247/32-213		19-26-0/21-37-2		237/264	66-484/69-477	152/189	1/4
Texas	10-21	15/13	2/7	11/5	2/1		36-7/35-109		19-33-1/15-24-0		188/146	69-195/59-255	107/70	5/0
<b>Totals</b>	<b>368-314</b>	<b>279/226</b>	<b>102/98</b>	<b>145/102</b>	<b>32/26</b>		<b>484-2013/442-1673</b>		<b>246-440-12/224-398-12</b>		<b>3206/2655</b>	<b>924-5219/840-4328</b>	<b>1400/1580</b>	<b>24/23</b>

Note: Game totals are displayed in the format TEAM/OPPONENT for each category

Opponent	3rd Down		4th Down		Time of		TOP	Margin	Avg Yds/Rush	Avg Yds/Pass	Avg Yds/Play	Punting		Penalties Number-Yards
	Conversions		Conversions		Possession							Number-Avg		
Fresno State	7-16/2-14		1-2/1-2		30:38/29:22		1:16		4.3/2.7	7.6/4.5	6.0/3.8	6-35.5/8-37.0		11-90/9-75
Colorado	7-13/6-17		0-0/2-3		26:28/33:32		-7:04		3.2/3.4	7.5/9.5	5.5/7.1	4-51.0/3-31.3		5-50/12-98
PRESBYTERIAN	5-13/1-12		3-5/0-1		40:23/19:37		20:46		5.5/0.8	8.0/1.4	6.5/1.0	2-49.0/9-54.1		10-94/8-84
Washington	7-17/6-11		2-4/1-1		32:21/27:39		4:42		3.3/3.4	8.1/11.7	6.0/6.9	3-49.7/2-39.0		7-62/7-75
Oregon	5-17/8-16		0-3/1-2		32:23/27:37		4:46		5.3/7.2	5.3/7.9	5.3/7.4	6-44.7/5-44.2		7-60/10-91
USC	6-15/6-15		0-3/0-1		27:57/32:03		-4:06		1.3/3.2	6.8/5.6	4.8/4.3	4-42.8/5-42.0		7-68/5-30
UTAH	8-16/4-12		0-0/1-1		35:01/24:59		10:02		3.1/0.5	8.8/6.9	5.4/3.6	5-46.2/6-45.5		8-90/3-25
UCLA	2-12/6-15		1-2/1-1		27:03/32:57		-5:54		4.1/5.7	6.6/5.1	5.3/5.5	5-49.6/7-44.3		5-60/4-31
WASHINGTON STATE	3-11/4-16		1-3/0-4		33:21/26:39		6:42		6.0/2.0	6.2/4.2	6.0/3.1	4-41.2/7-44.4		6-54/7-61
OREGON STATE	5-11/3-11		0-0/0-1		36:24/23:36		12:48		6.4/1.5	6.7/6.0	6.5/4.4	3-39.3/3-41.0		15-130/6-59
Stanford	6-11/8-14		0-1/0-1		29:11/30:49		-1:38		2.5/4.1	9.7/8.6	5.8/6.1	2-43.5/2-42.0		7-73/7-66
Arizona State	5-11/6-12		0-0/2-2		33:03/26:57		6:06		6.2/6.7	9.1/7.1	7.3/6.9	2-49.0/2-51.0		5-60/11-121
Texas	7-17/3-14		0-0/1-1		31:08/28:52		2:16		0.2/3.1	5.7/6.1	2.8/4.3	7-42.1/9-39.6		5-50/8-50
<b>Totals</b>	<b>73-180/63-179</b>		<b>8-23/10-21</b>		<b>415:21/364:39</b>		<b>50:42</b>		<b>4.2/3.8</b>	<b>7.3/6.7</b>	<b>5.6/5.2</b>	<b>53-44.2/68-43.3</b>		<b>941/866</b>

Note: Game totals are displayed in the format TEAM/OPPONENT for each category

## CAL INDIVIDUAL GAME HIGHS

Rushes	26	Sofele, Isi vs Utah (Oct 22, 2011)
Yards Rushing	190	Sofele, Isi vs Oregon State (Nov 12, 2011)
TD Rushes	2	Sofele, Isi vs Fresno State (Sep 03, 2011) Sofele, Isi vs Presbyterian (Sep 17, 2011) Anderson, C.J. at Arizona State (Nov 25, 2011)
Long Rush	56	Sofele, Isi vs Oregon State (Nov 12, 2011)
Pass Attempts	43	Maynard, Zach at Washington (Sep 24, 2011) Maynard, Zach vs USC (Oct 13, 2011)
Pass Completions	25	Maynard, Zach vs USC (Oct 13, 2011)
Yards Passing	349	Maynard, Zach at Washington (Sep 24, 2011)
TD Passes	4	Maynard, Zach at Colorado (Sep 10, 2011)
Long Pass	90	Maynard, Zach at Washington (Sep 24, 2011)
Receptions	13	Allen, Keenan vs USC (Oct 13, 2011)
Yards Receiving	197	Allen, Keenan at Washington (Sep 24, 2011)
TD Receptions	2	Jones, Marvin vs Fresno State (Sep 03, 2011) Miller, Anthony at Colorado (Sep 10, 2011)
Long Reception	90	Allen, Keenan at Washington (Sep 24, 2011)
Field Goals	4	Tavecchio, Giorgio at Arizona State (Nov 25, 2011)
Long Field Goal	54	Tavecchio, Giorgio at Oregon (Oct 6, 2011)
Punts	7	Anger, Bryan vs Texas (Dec 28, 2011)
Punting Avg	51.0	Anger, Bryan at Colorado (Sep 10, 2011)
Long Punt	64	Anger, Bryan at UCLA (Oct 29, 2011)
Punts Inside 20	3	Anger, Bryan at UCLA (Oct 29, 2011) Anger, Bryan vs Washington State (Nov 05, 2011)
Long Punt Return	37	Jones, Marvin vs USC (Oct 13, 2011)
Long Kickoff Return	88	Bigelow, Brendan vs Presbyterian (Sep 17, 2011)
Tackles	15	Kendricks, Mychal at Washington (Sep 24, 2011)
Sacks	2.5	Wilkerson, David vs Utah (Oct 22, 2011)
Tackles For Loss	3.5	Wilkerson, David vs Utah (Oct 22, 2011)
Interceptions	2	Cattouse, Sean vs Presbyterian (Sep 17, 2011)

## CAL TEAM GAME HIGHS

Rushes	52	vs Presbyterian (Sep 17, 2011)
Yards Rushing	296	vs Oregon State (Nov 12, 2011)
Yards Per Rush	6.4	vs Oregon State (Nov 12, 2011)
TD Rushes	5	vs Presbyterian (Sep 17, 2011)
Pass Attempts	60	at Oregon (Oct 6, 2011)
Pass Completions	28	at Oregon (Oct 6, 2011)
Yards Passing	349	at Washington (Sep 24, 2011)
Yards Per Pass	9.7	at Stanford (Nov 19, 2011)
TD Passes	4	at Colorado (Sep 10, 2011)
Total Plays	89	vs Presbyterian (Sep 17, 2011)
Total Offense	581	vs Presbyterian (Sep 17, 2011)
Yards Per Play	7.3	at Arizona State (Nov 25, 2011)
Points	63	vs Presbyterian (Sep 17, 2011)
Sacks By	6	vs Fresno State (Sep 03, 2011)
First Downs	27	vs Presbyterian (Sep 17, 2011)
Penalties	15	vs Oregon State (Nov 12, 2011)
Penalty Yards	130	vs Oregon State (Nov 12, 2011)
Turnovers	5	vs USC (Oct 13, 2011) at UCLA (Oct 29, 2011) vs Texas (Dec 28, 2011)
Interceptions By	3	vs Utah (Oct 22, 2011)
Punts	7	vs Texas (Dec 28, 2011)
Punting Avg	51.0	at Colorado (Sep 10, 2011)
Long Punt	64	at UCLA (Oct 29, 2011)
Punts Inside 20	3	at UCLA (Oct 29, 2011) vs Washington State (Nov 05, 2011)
Long Punt Return	37	vs USC (Oct 13, 2011)

## OPPONENT INDIVIDUAL GAME HIGHS

Rushes	30	James, LaMichael, at Oregon (Oct 6, 2011)
Yards Rushing	239	James, LaMichael, at Oregon (Oct 6, 2011)
TD Rushes	3	Coleman, Derrick, at UCLA (Oct 29, 2011)
Long Rush	68	Barner, Kenjon, at Oregon (Oct 6, 2011)
Pass Attempts	49	Hansen, Tyler, at Colorado (Sep 10, 2011)
Pass Completions	28	Hansen, Tyler, at Colorado (Sep 10, 2011)
Yards Passing	474	Hansen, Tyler, at Colorado (Sep 10, 2011)
TD Passes	3	Hansen, Tyler, at Colorado (Sep 10, 2011) Price, Keith, at Washington (Sep 24, 2011) Thomas, Darron, at Oregon (Oct 6, 2011) Osweiler, Brock, at Arizona State (Nov 25, 2011)
Long Pass	78	Hansen, Tyler, at Colorado (Sep 10, 2011)
Receptions	11	Richardson, Paul, at Colorado (Sep 10, 2011)
Yards Receiving	284	Richardson, Paul, at Colorado (Sep 10, 2011)
TD Receptions	2	Richardson, Paul, at Colorado (Sep 10, 2011) Seferian-Jenkins, Austin, at Washington (Sep 24, 2011) Thomas, De'Anthony, at Oregon (Oct 6, 2011)
Long Reception	78	Richardson, Paul, at Colorado (Sep 10, 2011)
Field Goals	4	Oliver, Will, at Colorado (Sep 10, 2011)
Long Field Goal	52	Oliver, Will, at Colorado (Sep 10, 2011)
Punts	9	Morgano, Patrick, vs Presbyterian (Sep 17, 2011) Tucker, Justin, vs Texas (Dec 28, 2011)
Punting Avg	51.1	Morgano, Patrick, vs Presbyterian (Sep 17, 2011)
Long Punt	64	Tucker, Justin, vs Texas (Dec 28, 2011)
Punts Inside 20	4	Shapiro, Andrew, vs Fresno State (Sep 03, 2011) Locke, Jeff, at UCLA (Oct 29, 2011)
Long Punt Return	18	McNabb, Griff, vs Utah (Oct 22, 2011)
Long Kickoff Return	53	Smith, Kevin, at Washington (Sep 24, 2011)
Tackles	11	Dennison, Cort, at Washington (Sep 24, 2011)
Sacks	2.0	Jones, Datone, at UCLA (Oct 29, 2011) Jeffcoat, Jackson, vs Texas (Dec 28, 2011)
Tackles For Loss	2.5	Hicks, Jordan, vs Texas (Dec 28, 2011) Robinson, Keenan, vs Texas (Dec 28, 2011) Jeffcoat, Jackson, vs Texas (Dec 28, 2011)
Interceptions	3	McDonald, Tevin, at UCLA (Oct 29, 2011)

## OPPONENT TEAM GAME HIGHS

Rushes	52	at UCLA (Oct 29, 2011)
Yards Rushing	365	at Oregon (Oct 6, 2011)
Yards Per Rush	7.2	at Oregon (Oct 6, 2011)
TD Rushes	4	at UCLA (Oct 29, 2011)
Pass Attempts	50	at Colorado (Sep 10, 2011)
Pass Completions	28	at Colorado (Sep 10, 2011)
Yards Passing	474	at Colorado (Sep 10, 2011)
Yards Per Pass	11.7	at Washington (Sep 24, 2011)
TD Passes	3	at Colorado (Sep 10, 2011) at Washington (Sep 24, 2011) at Oregon (Oct 6, 2011) at Arizona State (Nov 25, 2011)
Total Plays	82	at Colorado (Sep 10, 2011)
Total Offense	582	at Colorado (Sep 10, 2011)
Yards Per Play	7.4	at Oregon (Oct 6, 2011)
Points	43	at Oregon (Oct 6, 2011)
Sacks By	6	vs Texas (Dec 28, 2011)
First Downs	26	at Oregon (Oct 6, 2011)
Penalties	12	at Colorado (Sep 10, 2011)
Penalty Yards	121	at Arizona State (Nov 25, 2011)
Turnovers	4	vs Utah (Oct 22, 2011) at Arizona State (Nov 25, 2011)
Interceptions By	4	at UCLA (Oct 29, 2011)
Punts	9	vs Presbyterian (Sep 17, 2011) vs Texas (Dec 28, 2011)
Punting Avg	54.1	vs Presbyterian (Sep 17, 2011)
Long Punt	64	vs Texas (Dec 28, 2011)
Punts Inside 20	4	vs Fresno State (Sep 03, 2011) at UCLA (Oct 29, 2011)
Long Punt Return	18	vs Utah (Oct 22, 2011)

## CAL INSIDE OPPONENT RED-ZONE

Date	Opponent	Score	W	L	T	Times	Times	Total	Rush	Pass	FGs	---- Failed to score inside RZ ----				
						In RZ	Scored	Pts		TDs	Made	FGA	Downs	Int	Fumb	Half Game
Sep 03	vs Fresno State	36-21	W			2	1	6	1	0	0	0	0	0	0	0
Sep 10	at Colorado	36-33	W			6	6	36	5	4	1	0	0	0	0	0
Sep 17	Presbyterian	63-12	W			6	6	42	6	1	0	0	0	0	0	0
Sep 24	at Washington	23-31	L			5	4	16	1	0	3	0	1	0	0	0
Oct 6	at Oregon	15-43	L			4	3	12	1	1	2	0	1	0	0	0
Oct 13	USC	9-30	L			3	2	9	1	0	1	0	0	1	0	0
Oct 22	Utah	4-10	W			6	5	27	3	2	2	1	0	0	0	0
Oct 29	at UCLA	14-31	L			3	2	14	2	0	0	1	0	0	0	0
Nov 05	Washington State	30-7	W			3	3	20	3	1	0	0	0	0	0	0
Nov 12	Oregon State	23-6	W			4	4	23	3	1	1	0	0	0	0	0
Nov 19	at Stanford	28-31	L			5	5	28	3	2	2	0	0	0	0	0
Nov 25	at Arizona State	47-38	W			7	7	37	4	0	3	0	0	0	0	0
Dec 28	vs Texas	10-21	L			1	1	7	1	0	0	0	0	0	0	0
Totals						55	49	277	34	11	15	2	2	1	0	0
49 of 55 (89.1%)																

## OPPONENTS INSIDE CAL RED-ZONE

Date	Opponent	Score	W	L	T	Times	Times	Total	Rush	Pass	FGs	---- Failed to score inside RZ ----				
						In RZ	Scored	Pts		TDs	Made	FGA	Downs	Int	Fumb	Half Game
Sep 03	vs Fresno State	36-21	W			3	2	14	2	1	0	1	0	0	0	0
Sep 10	at Colorado	36-33	W			4	3	9	0	0	3	0	1	0	0	0
Sep 17	Presbyterian	63-12	W			0	0	0	0	0	0	0	0	0	0	0
Sep 24	at Washington	23-31	L			4	4	24	3	1	0	0	0	0	0	0
Oct 6	at Oregon	15-43	L			3	3	21	3	1	0	0	0	0	0	0
Oct 13	USC	9-30	L			5	4	20	2	1	0	0	0	1	0	0
Oct 22	Utah	34-10	W			2	2	10	1	1	0	0	0	0	0	0
Oct 29	at UCLA	14-31	L			5	4	24	3	3	0	0	0	0	1	0
Nov 05	Washington State	30-7	W			2	1	7	1	1	0	0	0	0	0	0
Nov 12	Oregon State	23-6	W			3	1	3	0	0	1	0	0	1	1	0
Nov 19	at Stanford	28-31	L			5	4	24	3	1	1	0	0	0	0	0
Nov 25	at Arizona State	47-38	W			4	4	24	3	1	0	0	0	0	0	0
Dec 28	vs Texas	10-21	L			4	2	14	2	1	1	0	0	0	1	0
Totals						44	34	194	23	11	11	4	1	1	2	0
34 of 44 (77.3%)																



## GAMES PLAYED/STARTED

Name	GP/GS	FS	CU	PC	WASH	ORE	USC	UTAH	UCLA	WSU	OSU	STAN	ASU	UT
Adcock, Chris	3/-	...	...	XXX	...	...	...	XXX	...	XXX	...	...	...	...
Agu, Ted	1/-	...	...	XXX	...	...	...	...	...	...	...	...	...	...
Aknin, David	1/-	...	...	XXX	...	...	...	...	...	...	...	...	...	...
Allen, Keenan	13/11	START	START	XXX	START	START	START	START	XXX	START	START	START	START	START
Anderson, C.J.	13/-	XXX	XXX	XXX	XXX	XXX	XXX	XXX	XXX	XXX	XXX	XXX	XXX	XXX
Anger, Bryan	13/-	XXX	XXX	XXX	XXX	XXX	XXX	XXX	XXX	XXX	XXX	XXX	XXX	XXX
Anthony, Marc	11/11	START	START	START	START	START	...	...	START	START	START	START	START	START
Bigelow, Brendan	11/-	...	...	XXX	XXX	XXX	XXX	XXX	XXX	XXX	XXX	XXX	XXX	XXX
Bostock, Ross	5/-	...	...	XXX	...	...	...	XXX	...	XXX	...	...	XXX	XXX
Bouza, Jackson	5/1	...	...	XXX	...	...	XXX	XXX	...	...	...	XXX	START	...
Brazinski, Mark	2/-	...	...	XXX	...	...	...	XXX	...	...	...	...	...	...
Bridgford, Allan	4/-	...	...	XXX	...	XXX	...	XXX	...	XXX	...	...	...	...
Calvin, Michael	12/6	START	START	START	XXX	XXX	XXX	START	START	XXX	START	XXX	...	XXX
Campbell, D.J.	13/13	START	START	START	START	START	START	START	START	START	START	START	START	START
Camporeale, Dan	13/7	START	START	XXX	START	XXX	XXX	START	START	XXX	XXX	START	XXX	START
Cattouse, Sean	13/12	START	START	START	START	START	START	START	START	START	START	START	START	XXX
Cheadle, Justin	13/13	START	START	START	START	START	START	START	START	START	START	START	START	START
Clark, Austin	12/-	XXX	XXX	XXX	XXX	...	XXX	XXX	XXX	XXX	XXX	XXX	XXX	XXX
Coleman, Deandre	13/2	XXX	XXX	XXX	XXX	XXX	XXX	XXX	XXX	XXX	START	XXX	START	XXX
Coley, Michael	9/-	XXX	XXX	XXX	...	XXX	XXX	XXX	XXX	XXX	XXX	...	...	...
Davis, Ryan	10/3	XXX	START	XXX	START	START	XXX	XXX	XXX	XXX	XXX	...	...	...
DeBoskie-Johnson, C.	10/-	XXX	...	XXX	XXX	XXX	...	XXX	XXX	XXX	XXX	XXX	XXX	...
Dumont, Nico	6/-	XXX	XXX	XXX	...	...	...	...	XXX	...	...	...	XXX	XXX
Edmond, Coleman	9/-	XXX	XXX	XXX	XXX	XXX	XXX	XXX	XXX	...	...	...	XXX	...
Ellison, Tyré	8/-	...	...	XXX	...	XXX	...	...	XXX	XXX	XXX	XXX	XXX	XXX
Fanua, Steven	2/-	...	...	XXX	...	...	...	XXX	...	...	...	...	...	...
Forbes, Nick	1/-	XXX	...	...	...	...	...	...	...	...	...	...	...	...
Galas, Dominic	13/13	START	START	START	START	START	START	START	START	START	START	START	START	START
Gates, Justin	8/1	...	XXX	XXX	XXX	XXX	XXX	XXX	...	START	XXX	...	...	...
Guyton, Trevor	13/13	START	START	START	START	START	START	START	START	START	START	START	START	START
Hagan, Spencer	13/-	XXX	XXX	XXX	XXX	XXX	XXX	XXX	XXX	XXX	XXX	XXX	XXX	XXX
Hill, Josh	13/6	START	XXX	START	XXX	XXX	START	XXX	XXX	START	START	XXX	START	XXX
Holt, D.J.	13/13	START	START	START	START	START	START	START	START	START	START	START	START	START
Hurrell, J.P.	13/1	XXX	XXX	START	XXX	XXX	XXX	XXX	XXX	XXX	XXX	XXX	XXX	XXX
Jackson, Kameron	6/-	XXX	...	XXX	...	...	...	XXX	...	XXX	...	...	XXX	XXX
Jalil, Mustafa	13/1	XXX	XXX	XXX	XXX	XXX	XXX	XXX	XXX	XXX	XXX	START	XXX	XXX
Jones, Marvin	13/13	START	START	START	START	START	START	START	START	START	START	START	START	START
Kapp, Will	10/5	XXX	...	START	START	START	XXX	XXX	START	XXX	XXX	START	...	...
Kaufusi, Keni	8/-	XXX	XXX	XXX	XXX	...	XXX	...	...	...	XXX	XXX	XXX	...
Kendricks, Mychal	13/11	START	START	XXX	START	START	START	START	XXX	START	START	START	START	START
King, Gabe	3/-	...	...	XXX	...	...	...	...	...	...	XXX	XXX	...	...
Krebs, Kameron	4/-	XXX	...	...	...	...	...	...	...	...	XXX	XXX	...	XXX
Ladner, Spencer	4/2	...	...	...	...	...	START	XXX	XXX	START	...	...	...	...
Lee, Adrian	7/-	...	...	XXX	...	XXX	...	XXX	XXX	XXX	...	...	XXX	XXX
Logan, Alex	11/-	XXX	XXX	XXX	XXX	XXX	XXX	XXX	XXX	XXX	XXX	...	XXX	...
Mansion, Brock	1/-	...	...	XXX	...	...	...	...	...	...	...	...	...	...
Manuel, Mike	8/-	XXX	...	XXX	...	...	...	...	XXX	XXX	XXX	...	...	...
Maynard, Zach	13/13	START	START	START	START	START	START	START	START	START	START	START	START	START
McCain, Chris	10/6	XXX	XXX	XXX	XXX	START	START	START	START	START	...	...	...	START
McClure, Stefan	11/2	XXX	...	XXX	XXX	XXX	START	START	XXX	XXX	XXX	XXX	XXX	...
McGovern, Bryce	13/-	XXX	XXX	XXX	XXX	XXX	XXX	XXX	XXX	XXX	XXX	XXX	XXX	XXX
Miller, Anthony	13/13	START	START	START	START	START	START	START	START	START	START	START	START	START
Moala, Viliani	13/-	XXX	XXX	XXX	XXX	XXX	XXX	XXX	XXX	XXX	XXX	XXX	XXX	XXX
Moncrease, C.J.	13/1	XXX	XXX	XXX	XXX	XXX	XXX	XXX	XXX	XXX	XXX	XXX	XXX	START
Mullins, Robert	12/1	XXX	XXX	XXX	XXX	...	XXX	XXX	START	XXX	XXX	XXX	XXX	XXX
Owusu, Ernest	13/9	START	START	START	START	START	XXX	START	START	XXX	XXX	START	XXX	START
Payne, Kendrick	13/4	XXX	START	START	START	XXX	XXX	XXX	XXX	XXX	START	XXX	XXX	XXX
Rigsbee, Tyler	4/-	...	XXX	XXX	...	...	...	XXX	...	...	...	...	...	XXX
Rios, Matt	12/-	XXX	XXX	XXX	XXX	XXX	XXX	XXX	XXX	XXX	XXX	XXX	XXX	...
Rodgers, Richard	13/-	XXX	XXX	XXX	XXX	XXX	XXX	XXX	XXX	XXX	XXX	XXX	XXX	XXX
Scarlett, Brennan	3/-	XXX	...	XXX	...	...	...	XXX	...	...	...	...	...	...
Schwartz, Mitch	13/13	START	START	START	START	START	START	START	START	START	START	START	START	START
Schwenke, Brian	12/12	START	START	START	START	START	START	START	START	...	START	START	START	START
Sebastian, Avery	12/-	XXX	XXX	...	XXX	XXX	XXX	XXX	XXX	XXX	XXX	XXX	XXX	XXX
Sheperdson, John	1/-	...	...	...	...	...	...	...	...	...	...	...	...	XXX
Sofele, Isi	13/13	START	START	START	START	START	START	START	START	START	START	START	START	START
Summers-Gavin, Matt	13/13	START	START	START	START	START	START	START	START	START	START	START	START	START
Tavecchio, Giorgio	13/-	XXX	XXX	XXX	XXX	XXX	XXX	XXX	XXX	XXX	XXX	XXX	XXX	XXX
Tedford, Quinn	1/-	...	...	XXX	...	...	...	...	...	...	...	...	...	...
Tipoti, Aaron	11/8	XXX	XXX	...	XXX	START	START	START	START	START	...	START	START	START
Tyndall, Bill	3/-	...	...	XXX	...	...	...	XXX	XXX	...	...	...	...	...
Tyndall, John	12/1	XXX	XXX	XXX	XXX	...	XXX	XXX	XXX	XXX	XXX	XXX	XXX	START
Wark, Jacob	12/-	XXX	XXX	XXX	XXX	XXX	...	XXX	XXX	XXX	XXX	XXX	XXX	XXX
Whiteside, Cecil	10/3	XXX	...	START	XXX	...	...	XXX	XXX	XXX	START	XXX	START	XXX
Wilkerson, David	10/3	START	XXX	XXX	XXX	XXX	START	XXX	XXX	START	...	...	...	XXX
Williams, Steve	13/13	START	START	START	START	START	START	START	START	START	START	START	START	START
Yarnway, Dasarte	1/-	...	...	XXX	...	...	...	...	...	...	...	...	...	...

## GAME-BY-GAME STARTERS

### OFFENSE

Opponent	WR	LT	LG	C	RG	RT	TE	WR	QB	FB	TB
Fresno State	Allen	Schwartz	Schwenke	Galas	Cheadle	Summers-Gavin	Miller	Jones	Maynard	Calvin (WR)	Sofele
Colorado	Allen	Schwartz	Schwenke	Galas	Cheadle	Summers-Gavin	Miller	Jones	Maynard	Calvin (WR)	Sofele
Presbyterian	Calvin	Schwartz	Schwenke	Galas	Cheadle	Summers-Gavin	Miller	Jones	Maynard	Kapp	Sofele
Washington	Allen	Schwartz	Schwenke	Galas	Cheadle	Summers-Gavin	Miller	Jones	Maynard	Kapp	Sofele
Oregon	Allen	Schwartz	Schwenke	Galas	Cheadle	Summers-Gavin	Miller	Jones	Maynard	Kapp	Sofele
USC	Allen	Schwartz	Schwenke	Galas	Cheadle	Summers-Gavin	Miller	Jones	Maynard	Ladner (TE)	Sofele
Utah	Allen	Schwartz	Schwenke	Galas	Cheadle	Summers-Gavin	Miller	Jones	Maynard	Calvin (WR)	Sofele
UCLA	Calvin	Schwartz	Schwenke	Galas	Cheadle	Summers-Gavin	Miller	Jones	Maynard	Kapp	Sofele
Washington State	Allen	Schwartz	Gates	Galas	Cheadle	Summers-Gavin	Miller	Jones	Maynard	Ladner (TE)	Sofele
Oregon State	Allen	Schwartz	Schwenke	Galas	Cheadle	Summers-Gavin	Miller	Jones	Maynard	Calvin (WR)	Sofele
Stanford	Allen	Schwartz	Schwenke	Galas	Cheadle	Summers-Gavin	Miller	Jones	Maynard	Kapp	Sofele
Arizona State	Allen	Schwartz	Schwenke	Galas	Cheadle	Summers-Gavin	Miller	Jones	Maynard	Bouza (WR)	Sofele
Texas	Allen	Schwartz	Schwenke	Galas	Cheadle	Summers-Gavin	Miller	Jones	Maynard	Tyndall	Sofele

### DEFENSE

Opponent	DE	NG	DE	OLB	ILB	ILB	OLB	CB	S	S	CB
Fresno State	Owusu	Wilkinson (OLB)	Guyton	Camporeale	Holt	Kendricks	Hill (NB)	Anthony	Campbell	Cattouse	Williams
Colorado	Owusu	Payne	Guyton	Camporeale	Holt	Kendricks	Davis	Anthony	Campbell	Cattouse	Williams
Presbyterian	Owusu	Payne	Guyton	Whiteside	Holt	Hurrell	Hill (NB)	Anthony	Campbell	Cattouse	Williams
Washington	Owusu	Payne	Guyton	Camporeale	Holt	Kendricks	Davis	Anthony	Campbell	Cattouse	Williams
Oregon	Owusu	Tipoti	Guyton	McCain	Holt	Kendricks	Davis	Anthony	Campbell	Cattouse	Williams
USC	Hill (NB)	Tipoti	Guyton	McCain	Holt	Kendricks	Wilkinson	McClure	Campbell	Cattouse	Williams
Utah	Owusu	Tipoti	Guyton	McCain	Holt	Kendricks	Camporeale	McClure	Campbell	Cattouse	Williams
UCLA	Owusu	Tipoti	Guyton	McCain	Holt	Mullins	Camporeale	Anthony	Campbell	Cattouse	Williams
Washington State	Hill (NB)	Tipoti	Guyton	McCain	Holt	Kendricks	Wilkinson	Anthony	Campbell	Cattouse	Williams
Oregon State	Coleman	Payne	Guyton	Whiteside	Holt	Kendricks	Hill (NB)	Anthony	Campbell	Cattouse	Williams
Stanford	Owusu	Tipoti	Guyton	Camporeale	Holt	Kendricks	Jalil (DE)	Anthony	Campbell	Cattouse	Williams
Arizona State	Coleman	Tipoti	Guyton	Whiteside	Holt	Kendricks	Hill (NB)	Anthony	Campbell	Cattouse	Williams
Texas	Owusu	Tipoti	Guyton	Camporeale	Holt	Kendricks	McCain	Anthony	Campbell	Moncrease	Williams

## TOTAL TACKLES GAME-BY-GAME

TOTAL TACKLES	UA-A	TOT	FS	CU	PC	WASH	ORE	USC	UTAH	UCLA	WSU	OSU	STAN	ASU	UT
Kendricks, Mychal	68-39	107	4-5	6-2	0-3	9-6	5-1	6-6	2-0	3-1	3-3	6-4	9-4	6-2	9-2
Holt, D.J.	46-36	82	5-3	6-3	3-3	3-3	9-2	1-1	3-6	4-1	2-3	3-7	5-3	1-1	1-0
Cattouse, Sean	48-27	75	2-1	6-0	0-2	4-3	2-4	2-5	0-1	8-2	3-3	4-2	10-3	4-0	3-1
Campbell, D.J.	46-25	71	4-1	4-1	1-2	2-2	2-1	3-4	1-2	9-2	5-3	1-3	4-1	3-2	7-1
Hill, Josh	31-18	49	3-1	4-2	0-3	4-1	6-2	1-2	1-0	-	5-1	1-3	1-2	4-1	1-0
Guyton, Trevor	20-26	46	1-0	2-3	0-1	1-3	1-3	1-7	1-2	2-2	3-1	2-0	1-2	3-0	2-2
Williams, Steve	38-6	44	2-0	3-0	-	2-2	2-0	5-1	2-0	3-0	3-0	4-3	1-0	8-0	3-0
Anthony, Marc	30-8	38	3-2	4-0	1-1	2-0	2-1	DNP	DNP	5-1	1-0	1-2	3-0	4-0	4-1
Owusu, Ernest	15-15	30	1-0	1-3	1-1	-	2-5	-	2-2	1-0	0-1	2-2	1-1	1-0	3-0
McCain, Chris	16-13	29	1-2	1-0	0-1	2-3	4-2	0-3	-	3-0	2-2	DNP	DNP	DNP	3-0
Tipoti, Aaron	13-12	25	-	-	DNP	-	2-4	1-3	2-2	2-1	2-1	DNP	0-1	-	4-0
McClure, Stefan	15-9	24	-	DNP	2-2	-	1-1	5-4	3-0	-	-	1-1	2-0	1-1	DNP
Coleman, Deandre	13-6	19	-	-	2-2	-	3-0	1-1	-	-	-	1-2	-	5-1	1-0
Camporeale, Dan	10-9	19	-	1-2	-	2-2	1-0	1-1	0-2	1-1	1-0	1-0	2-0	-	0-1
Kapp, Will	9-8	17	-	DNP	2-1	3-0	-	1-1	0-4	-	2-0	1-2	-	DNP	DNP
Wilkinson, David	4-13	17	0-3	-	0-1	1-0	0-1	0-3	2-3	1-1	0-1	DNP	DNP	DNP	-
Whiteside, Cecil	12-5	17	1-0	DNP	2-1	1-0	DNP	DNP	-	-	3-3	2-1	-	3-0	-
Payne, Kendrick	10-6	16	1-0	1-2	-	2-0	0-1	-	1-0	1-0	3-1	1-2	-	-	-
Hurrell, J.P.	8-7	15	2-2	-	2-0	0-1	-	0-1	1-0	-	-	0-3	-	1-0	2-0
Coley, Michael	7-7	14	2-3	2-0	1-1	DNP	-	-	0-1	1-0	1-1	0-1	DNP	DNP	DNP
Moncrease, C.J.	6-7	13	1-2	-	0-1	-	0-1	1-0	3-2	-	1-1	-	-	-	-
Jalil, Mustafa	8-5	13	-	1-0	2-2	-	3-0	0-1	0-1	-	-	0-1	1-0	-	1-0
Mullins, Robert	6-3	9	1-0	1-0	-	-	DNP	-	-	2-2	-	-	2-1	-	-
Sebastian, Avery	6-3	9	1-0	-	DNP	-	-	0-2	-	1-0	-	-	-	3-1	1-0
Davis, Ryan	4-4	8	1-0	2-2	-	-	-	0-1	-	-	-	0-1	DNP	DNP	DNP
Jackson, Kameron	4-2	6	0-1	DNP	1-0	DNP	DNP	DNP	2-0	DNP	-	DNP	DNP	1-1	-
Logan, Alex	2-3	5	-	-	1-1	0-1	0-1	-	1-0	-	-	-	DNP	-	DNP
Moala, Vilami	2-2	4	0-1	-	-	-	1-0	0-1	-	-	-	-	1-0	-	-
Tavecchio, Giorgio	2-2	4	-	-	0-1	1-1	-	-	-	-	-	-	-	1-0	-
Scarlett, Brennan	2-2	4	1-0	DNP	-	DNP	DNP	DNP	1-2	DNP	DNP	DNP	DNP	DNP	DNP
Jones, Marvin	2-1	3	1-0	-	-	-	-	1-0	-	-	0-1	-	-	-	-
Allen, Keenan	3-0	3	-	-	-	-	-	1-0	-	1-0	-	-	1-0	-	-
TEAM	2-0	2	-	-	-	-	-	-	-	2-0	-	-	-	-	-
Agu, Ted	1-1	2	DNP	DNP	1-1	DNP	DNP	DNP	DNP	DNP	DNP	DNP	DNP	DNP	DNP
Fanua, Steven	1-1	2	DNP	DNP	1-1	DNP	DNP	DNP	-	DNP	DNP	DNP	DNP	DNP	DNP
Rios, Matt	1-1	2	0-1	-	-	-	1-0	-	-	-	-	-	-	-	DNP
Kaufusi, Keni	0-2	2	-	-	0-2	-	DNP	-	DNP	DNP	DNP	-	-	-	DNP
Schwenke, Brian	0-1	1	-	-	-	-	-	-	-	-	DNP	0-1	-	-	-
Clark, Austin	1-0	1	-	-	-	-	DNP	-	1-0	-	-	-	-	-	-
Tyndall, John	1-0	1	-	-	1-0	-	DNP	-	-	-	-	-	-	-	-
Edmond, Coleman	1-0	1	-	1-0	-	-	-	-	-	-	DNP	DNP	DNP	-	DNP
Miller, Anthony	1-0	1	-	1-0	-	-	-	-	-	-	-	-	-	-	-
Calvin, Michael	1-0	1	-	-	-	-	-	-	1-0	-	-	-	-	DNP	-
DeBoskie-Johnson, C.	1-0	1	-	DNP	-	-	-	DNP	-	1-0	-	-	-	-	DNP
Anderson, C.J.	0-1	1	-	-	-	-	-	-	-	-	-	0-1	-	-	-

## PASSING GAME-BY-GAME

<i>Maynard, Zach</i>	<i>Att</i>	<i>Comp</i>	<i>Int</i>	<i>Pct</i>	<i>Yards</i>	<i>TD</i>	<i>Long</i>	<i>Sack</i>	<i>Yds</i>	<i>Effic</i>
Fresno State	35	16	1	45.7	266	2	42	2	17	122.7
Colorado	35	18	1	51.4	243	4	37	2	21	141.7
Presbyterian	25	15	1	60.0	215	3	51	0	0	163.8
Washington	43	23	0	53.5	349	1	90	1	7	129.3
Oregon	41	20	0	48.8	218	1	28	2	18	101.5
USC	43	25	3	58.1	294	0	27	3	20	101.6
Utah	29	19	0	65.5	255	1	44	2	6	150.8
UCLA	30	14	4	46.7	199	0	38	3	13	75.7
Washington State	17	10	0	58.8	118	1	29	1	9	136.5
Oregon State	19	13	1	68.4	128	1	22	2	9	131.9
Stanford	29	20	0	69.0	280	2	42	3	14	172.8
Arizona State	26	19	0	73.1	237	1	74	0	0	162.3
Texas	33	19	1	57.6	188	0	21	6	54	99.4
<b>TOTALS</b>	<b>405</b>	<b>231</b>	<b>12</b>	<b>57.0</b>	<b>2990</b>	<b>17</b>	<b>90</b>	<b>27</b>	<b>188</b>	<b>127.0</b>

<i>Bridgford, Allan</i>	<i>Att</i>	<i>Comp</i>	<i>Int</i>	<i>Pct</i>	<i>Yards</i>	<i>TD</i>	<i>Long</i>	<i>Sack</i>	<i>Yds</i>	<i>Effic</i>
Presbyterian	10	4	0	40.0	76	0	33	0	0	103.8
Oregon	19	8	0	42.1	103	0	31	0	0	87.6
Washington State	3	1	0	33.3	5	0	5	0	0	47.3
<b>TOTALS</b>	<b>32</b>	<b>13</b>	<b>0</b>	<b>40.6</b>	<b>184</b>	<b>0</b>	<b>33</b>	<b>0</b>	<b>0</b>	<b>88.9</b>

<i>Allen, Keenan</i>	<i>Att</i>	<i>Comp</i>	<i>Int</i>	<i>Pct</i>	<i>Yards</i>	<i>TD</i>	<i>Long</i>	<i>Sack</i>	<i>Yds</i>	<i>Effic</i>
Colorado	1	1	0	100.0	27	0	22	0	0	326.8
<b>TOTALS</b>	<b>1</b>	<b>1</b>	<b>0</b>	<b>100.0</b>	<b>27</b>	<b>0</b>	<b>22</b>	<b>0</b>	<b>0</b>	<b>326.8</b>

<i>Mansion, Brock</i>	<i>Att</i>	<i>Comp</i>	<i>Int</i>	<i>Pct</i>	<i>Yards</i>	<i>TD</i>	<i>Long</i>	<i>Sack</i>	<i>Yds</i>	<i>Effic</i>
Presbyterian	2	1	0	50.0	5	0	5	0	0	71.0
<b>TOTALS</b>	<b>2</b>	<b>1</b>	<b>0</b>	<b>50.0</b>	<b>5</b>	<b>0</b>	<b>5</b>	<b>0</b>	<b>0</b>	<b>71.0</b>

## RUSHING/RECEIVING GAME-BY-GAME

<i>RUSHING</i>	<i>No-Yds/TD</i>	<i>FS</i>	<i>CU</i>	<i>PC</i>	<i>WASH</i>	<i>ORE</i>	<i>USC</i>	<i>UTAH</i>	<i>UCLA</i>	<i>WSU</i>	<i>OSU</i>	<i>STAN</i>	<i>ASU</i>	<i>UT</i>
Sofele, Isi	252-1322/10	24-88/2	20-84/0	18-110/2	17-98/0	12-119/0	12-44/0	26-84/1	15-74/1	23-138/1	23-190/1	21-96/0	21-145/1	20-52/1
Anderson, C.J.	72-345/8	2-10/0	4-33/1	6-45/1	7-9/1	8-29/0	2-5/0	3-13/0	4-2/1	4-51/1	14-96/0	4-2/1	10-48/2	4-2/0
Maynard, Zach	84-108/4	6-52/0	5-17/0	2-14/0	6-5/0	5-10/0	9-5/1	10-36/1	9-39/0	5-4/0	6-3/1	8-4/0	5-40/1	8-39/0
Kapp, Will	6-63/1	1-2/0	DNP	2-12/0	-	2-6/0	-	-	-	1-43/1	-	-	DNP	DNP
Allen, Keenan	9-55/0	-	1-1/0	-	2-20/0	-	-	-	1-12/0	1-8/0	1-0/0	-	1-6/0	2-8/0
DeBoskie-Johnson, C.	10-40/1	1-0/0	DNP	5-39/1	-	-	DNP	1-1/0	-	3-0/0	-	-	-	DNP
Manuel, Mike	11-38/0	-	DNP	4-9/0	DNP	DNP	DNP	DNP	-	7-29/0	-	-	-	-
Yarnway, Dasarte	11-36/1	DNP	DNP	11-36/1	DNP	DNP	DNP	DNP	DNP	DNP	DNP	DNP	DNP	DNP
Bigelow, Brendan	6-25/0	DNP	DNP	2-15/0	-	-	-	-	3-2/0	-	1-8/0	-	-	-
Jones, Marvin	5-22/0	-	-	-	-	-	1-1/0	-	-	1-23/0	-	1-9/0	2-9/0	-
Anger, Bryan	1-5/0	-	-	-	-	-	1-5/0	-	-	-	-	-	-	-
Tyndall, John	1-5/0	-	-	-	-	DNP	-	-	1-5/0	-	-	-	-	-
Dumont, Nico	1-4/0	-	-	1-4/0	DNP	DNP	DNP	DNP	-	DNP	DNP	DNP	-	-
Bridgford, Allan	3-1/0	DNP	DNP	1-1/0	DNP	-	DNP	-	DNP	2-0/0	DNP	DNP	DNP	DNP
Calvin, Michael	1-13/0	-	-	-	-	-	1-13/0	-	-	-	-	-	DNP	-
<b>TEAM</b>	<b>11-43/0</b>	<b>1-1/0</b>	<b>1-1/0</b>	<b>-</b>	<b>1-14/0</b>	<b>DNP</b>	<b>DNP</b>	<b>2-5/0</b>	<b>-</b>	<b>2-4/0</b>	<b>1-1/0</b>	<b>DNP</b>	<b>1-1/0</b>	<b>2-16/0</b>

<i>RECEIVING</i>	<i>No-Yds/TD</i>	<i>FS</i>	<i>CU</i>	<i>PC</i>	<i>WASH</i>	<i>ORE</i>	<i>USC</i>	<i>UTAH</i>	<i>UCLA</i>	<i>WSU</i>	<i>OSU</i>	<i>STAN</i>	<i>ASU</i>	<i>UT</i>
Allen, Keenan	98-1343/6	8-112/0	6-104/1	6-85/1	10-197/1	9-170/1	13-160/0	8-78/1	7-83/0	8-85/0	3-29/0	6-97/1	5-61/0	9-82/0
Jones, Marvin	62-846/3	5-118/2	5-55/0	7-123/1	6-79/0	6-66/0	6-89/0	5-69/0	1-11/0	2-19/0	3-23/0	3-52/0	5-54/0	8-88/0
Calvin, Michael	20-269/1	1-4/0	3-42/0	1-22/0	1-16/0	3-36/0	3-21/0	4-49/0	1-38/0	-	2-32/1	-	DNP	1-9/0
Miller, Anthony	24-263/3	2-32/0	2-27/2	1-9/0	1-5/0	4-21/0	-	1-44/0	5-67/0	1-19/1	1-4/0	3-16/0	2-10/0	1-9/0
Anderson, C.J.	7-186/1	-	-	-	1-1/0	-	1-18/0	-	-	-	1-22/0	3-71/0	1-74/1	-
Hagan, Spencer	12-94/2	-	-	1-16/1	-	4-30/0	-	-	-	-	2-18/0	2-7/1	3-23/0	-
DeBoskie-Johnson, C.	4-42/0	-	DNP	-	2-22/0	-	DNP	1-15/0	-	-	-	-	1-5/0	DNP
Sofele, Isi	6-33/0	-	-	-	2-29/0	2-2/0	2-6/0	-	-	-	-	-	-	-
Bouza, Jackson	3-32/0	DNP	DNP	-	DNP	DNP	-	-	DNP	DNP	DNP	2-28/0	1-4/0	DNP
Maynard, Zach	1-27/0	-	1-27/0	-	-	-	-	-	-	-	-	-	-	-
Kapp, Will	1-16/0	-	DNP	1-16/0	-	-	-	-	-	-	-	-	DNP	DNP
Tyndall, John	1-13/0	-	1-13/0	-	-	DNP	-	-	-	-	-	-	-	-
Bigelow, Brendan	1-11/0	DNP	DNP	1-11/0	-	-	-	-	-	-	-	-	-	-
Manuel, Mike	2-9/0	-	DNP	-	DNP	DNP	DNP	DNP	-	-	1-0/0	1-9/0	-	-
McGovern, Bryce	1-9/0	-	-	1-9/0	-	-	-	-	-	-	-	-	-	-
Dumont, Nico	2-8/1	-	1-2/1	-	DNP	DNP	DNP	DNP	-	DNP	DNP	DNP	1-6/0	-
Tedford, Quinn	1-5/0	DNP	DNP	1-5/0	DNP	DNP	DNP	DNP	DNP	DNP	DNP	DNP	DNP	DNP



## RETURN STATS GAME-BY-GAME

<b>PUNT RETURNS</b>	<b>No-Yds</b>	<b>FS</b>	<b>CU</b>	<b>PC</b>	<b>WASH</b>	<b>ORE</b>	<b>USC</b>	<b>UTAH</b>	<b>UCLA</b>	<b>WSU</b>	<b>OSU</b>	<b>STAN</b>	<b>ASU</b>	<b>UT</b>
Jones, Marvin	14-102	2-0	-	3-24	-	-	1-37	2-0	3-9	1-14	-	1-2	-	1-16
Allen, Keenan	4-32	1-7	-	-	-	-	1-5	-	-	2-20	-	-	-	-
Edmond, Coleman	1--8	-	-	1--8	-	-	-	-	-	DNP	DNP	DNP	-	DNP
Lee, Adrian	1--10	DNP	DNP	-	DNP	1--10	DNP	-	-	-	DNP	DNP	-	-
<b>KICK RETURNS</b>	<b>No-Yds</b>	<b>FS</b>	<b>CU</b>	<b>PC</b>	<b>WASH</b>	<b>ORE</b>	<b>USC</b>	<b>UTAH</b>	<b>UCLA</b>	<b>WSU</b>	<b>OSU</b>	<b>STAN</b>	<b>ASU</b>	<b>UT</b>
Bigelow, Brendan	23-475	DNP	DNP	2-111	5-93	6-87	5-96	1-9	-	2-40	-	-	-	2-39
Manuel, Mike	12-258	-	DNP	-	DNP	DNP	DNP	DNP	-	-	1-23	5-103	5-100	1-32
Edmond, Coleman	12-234	3-61	4-93	1-7	-	1-12	1-16	1-11	1-34	DNP	DNP	DNP	-	DNP
Sofele, Isi	1-26	-	-	-	-	-	-	1-26	-	-	-	-	-	-
Anderson, C.J.	1-20	-	-	-	-	-	-	-	-	-	-	-	-	1-20
Rodgers, Richard	1-5	-	-	-	-	-	-	-	-	-	-	-	1-5	-
Miller, Anthony	1-4	-	1-4	-	-	-	-	-	-	-	-	-	-	-
<b>INTERCEPTION RETURNS</b>	<b>No-Yds</b>	<b>FS</b>	<b>CU</b>	<b>PC</b>	<b>WASH</b>	<b>ORE</b>	<b>USC</b>	<b>UTAH</b>	<b>UCLA</b>	<b>WSU</b>	<b>OSU</b>	<b>STAN</b>	<b>ASU</b>	<b>UT</b>
Hill, Josh	2-32	-	-	-	-	-	-	1-32	-	-	-	-	1-0	-
Campbell, D.J.	2-29	-	-	-	-	1-29	-	-	-	-	1-0	-	-	-
Williams, Steve	2-45	1-0	-	-	-	-	-	-	-	-	-	1-45	-	-
Cattouse, Sean	2-20	-	-	2-20	-	-	-	-	-	-	-	-	-	-
Kendricks, Mychal	2-62	-	-	-	-	-	-	1-32	-	-	1-30	-	-	-
Anthony, Marc	1-14	-	-	-	-	-	DNP	DNP	-	-	-	-	1-14	-
McClure, Stefan	1-8	-	DNP	-	-	-	-	1-8	-	-	-	-	-	DNP
<b>FUMBLE RETURNS</b>	<b>No-Yds</b>	<b>FS</b>	<b>CU</b>	<b>PC</b>	<b>WASH</b>	<b>ORE</b>	<b>USC</b>	<b>UTAH</b>	<b>UCLA</b>	<b>WSU</b>	<b>OSU</b>	<b>STAN</b>	<b>ASU</b>	<b>UT</b>
Kendricks, Mych	1-33	-	-	-	-	-	-	-	-	-	-	-	1-33	-
Guyton, Trevor	1-19	1-19	-	-	-	-	-	-	-	-	-	-	-	-

## SACKS GAME-BY-GAME

<b>SACKS</b>	<b>UA-A</b>	<b>TOT</b>	<b>FS</b>	<b>CU</b>	<b>PC</b>	<b>WASH</b>	<b>ORE</b>	<b>USC</b>	<b>UTAH</b>	<b>UCLA</b>	<b>WSU</b>	<b>OSU</b>	<b>STAN</b>	<b>ASU</b>	<b>UT</b>
Guyton, Trevor	4-3	5.5	-	-	-	1.5-6	-	-	1.0-1	1.0-6	-	1.0-10	-	-	1.0-9
Owusu, Ernest	3-3	4.5	-	-	1.5-4	-	1.0-10	-	1.0-2	-	-	1.0-9	-	-	-
Wilkerson, David	1-6	4.0	0.5-2	-	0.5-4	-	-	-	2.5-12	-	0.5-5	DNP	DNP	DNP	-
Whiteside, Cecil	3-0	3.0	1.0-7	DNP	1.0-8	-	DNP	DNP	-	-	1.0-9	-	-	-	-
Kendricks, Mychal	2-2	3.0	0.5-1	-	-	0.5-4	-	-	-	-	-	-	1.0-14	1.0-11	-
Payne, Kendrick	2-0	2.0	1.0-6	-	-	-	-	-	-	-	1.0-6	-	-	-	-
Holt, D.J.	1-2	2.0	-	-	-	-	-	-	-	1.0-6	1.0-7	-	-	-	-
Coleman, Deandre	1-2	2.0	-	-	1.0-4	-	-	-	-	-	-	-	-	-	1.0-11
McCain, Chris	1-1	1.5	-	-	-	-	-	-	-	-	1.5-1	DNP	DNP	DNP	-
Tipoti, Aaron	1-1	1.5	-	-	DNP	-	1.0-14	-	0.5-1	-	-	DNP	-	-	-
Cattouse, Sean	1-0	1.0	1.0-2	-	-	-	-	-	-	-	-	-	-	-	-
Davis, Ryan	1-0	1.0	1.0-8	-	-	-	-	-	-	-	-	-	DNP	DNP	DNP
Hill, Josh	1-0	1.0	1.0-4	-	-	-	-	-	-	-	-	-	-	-	-
Mullins, Robert	1-0	1.0	-	-	-	-	DNP	-	-	-	-	-	1.0-2	-	-
Moncrease, C.J.	0-1	0.5	-	-	0.5-3	-	-	-	-	-	-	-	-	-	-
Jalil, Mustafa	0-1	0.5	-	-	0.5-4	-	-	-	-	-	-	-	-	-	-

## TACKLES FOR LOSS GAME-BY-GAME

<b>TACKLES FOR LOSS</b>	<b>UA-A</b>	<b>TOT</b>	<b>FS</b>	<b>CU</b>	<b>PC</b>	<b>WASH</b>	<b>ORE</b>	<b>USC</b>	<b>UTAH</b>	<b>UCLA</b>	<b>WSU</b>	<b>OSU</b>	<b>STAN</b>	<b>ASU</b>	<b>UT</b>
Kendricks, Mychal	12-5	14.5	2.5-10	1.0-5	-	0.5-4	-	1.0-1	-	1.5-3	1.0-2	1.0-1	2.5-18	2.0-12	1.5-3
Guyton, Trevor	9-6	12.0	1.0-1	0.5-1	-	1.5-6	-	-	2.0-6	1.0-6	1.0-1	2.0-14	1.0-1	-	2.0-13
Holt, D.J.	7-7	10.5	1.0-5	-	-	1.0-2	1.0-8	1.0-2	1.0-2	1.5-7	1.0-7	1.0-4	1.0-2	1.0-1	-
Owusu, Ernest	6-3	7.5	-	1.0-1	1.5-4	-	2.0-12	-	2.0-4	-	-	1.0-9	-	-	-
Coleman, Deandre	5-2	6.0	-	-	3.0-8	-	1.0-3	-	-	-	-	1.0-1	-	-	1.0-11
McCain, Chris	4-4	6.0	-	-	-	0.5-1	1.0-1	1.0-4	-	1.0-2	1.5-1	DNP	DNP	DNP	1.0-3
Wilkerson, David	2-7	5.5	0.5-2	-	0.5-4	-	-	0.5-2	3.5-22	-	0.5-5	DNP	DNP	DNP	-
Anthony, Marc	5-0	5.0	-	-	1.0-1	1.0-2	1.0-3	DNP	DNP	-	-	-	-	1.0-2	1.0-1
Camporeale, Dan	3-3	4.5	-	0.5-0	-	1.0-2	-	-	0.5-1	1.0-2	1.0-4	-	-	-	0.5-2
Tipoti, Aaron	3-2	4.0	-	-	DNP	-	1.0-14	1.0-2	0.5-1	-	-	DNP	0.5-1	-	1.0-4
Whiteside, Cecil	4-0	4.0	1.0-7	DNP	1.0-8	-	DNP	DNP	-	-	2.0-11	-	-	-	-
Cattouse, Sean	3-1	3.5	1.0-2	-	-	-	1.0-3	-	-	-	-	0.5-0	1.0-2	-	-
Payne, Kendrick	3-0	3.0	1.0-6	1.0-3	-	-	-	-	-	-	1.0-6	-	-	-	-
Hill, Josh	2-2	3.0	2.0-10	-	-	0.5-0	-	-	-	-	-	0.5-1	-	-	-
Campbell, D.J.	2-1	2.5	1.0-1	-	-	-	-	-	-	1.0-4	-	0.5-2	-	-	-
TEAM	2-0	2.0	-	-	-	-	-	-	-	2.0-3	-	-	-	-	-
Mullins, Robert	1-0	1.0	-	-	-	-	DNP	-	-	-	-	-	1.0-2	-	-
Williams, Steve	1-0	1.0	-	-	-	-	-	-	-	-	-	-	-	1.0-2	-
McClure, Stefan	0-2	1.0	-	DNP	0.5-3	-	-	0.5-2	-	-	-	-	-	-	DNP
Davis, Ryan	1-0	1.0	1.0-8	-	-	-	-	-	-	-	-	-	DNP	DNP	DNP
Jalil, Mustafa	0-2	1.0	-	-	0.5-4	-	-	-	-	-	-	0.5-2	-	-	-
Scarlett, Brennan	0-1	0.5	-	DNP	-	DNP	DNP	DNP	0.5-0	DNP	DNP	DNP	DNP	DNP	DNP
Moncrease, C.J.	0-1	0.5	-	-	0.5-3	-	-	-	-	-	-	-	-	-	-
Kaufusi, Keni	0-1	0.5	-	-	0.5-2	-	DNP	-	DNP	DNP	DNP	-	-	-	DNP

## FUMBLES GAME-BY-GAME

<b>FUMBLES</b>	<b>No-Lost</b>	<b>FS</b>	<b>CU</b>	<b>PC</b>	<b>WASH</b>	<b>ORE</b>	<b>USC</b>	<b>UTAH</b>	<b>UCLA</b>	<b>WSU</b>	<b>OSU</b>	<b>STAN</b>	<b>ASU</b>	<b>UT</b>
Sofele, Isi	8-5	2-1	-	-	-	-	-	-	1-1	2-1	-	1-1	1-0	1-1
Maynard, Zach	7-3	-	1-0	-	2-0	-	2-1	-	-	-	-	1-1	-	1-1
TEAM	3-0	-	-	-	1-0	DNP	DNP	-	-	-	-	DNP	-	2-0
Miller, Anthony	2-0	-	1-0	-	-	-	-	-	-	-	-	-	1-0	-
Bridgford, Allan	2-0	DNP	DNP	-	DNP	-	DNP	-	DNP	2-0	DNP	DNP	DNP	DNP
Calvin, Michael	1-0	-	-	-	-	-	1-0	-	-	-	-	-	DNP	-
Rodgers, Richard	1-1	-	-	-	-	-	-	-	-	-	-	-	1-1	-
Jones, Marvin	1-1	-	-	-	-	-	-	-	-	-	-	-	-	1-1
Anderson, C.J.	1-1	-	-	-	-	-	-	-	-	-	-	-	-	1-1
Lee, Adrian	1-0	DNP	DNP	-	DNP	1-0	DNP	-	-	-	DNP	DNP	-	-
Allen, Keenan	1-1	-	-	-	-	-	1-1	-	-	-	-	-	-	-

<b>FORCED</b>	<b>Number</b>	<b>FS</b>	<b>CU</b>	<b>PC</b>	<b>WASH</b>	<b>ORE</b>	<b>USC</b>	<b>UTAH</b>	<b>UCLA</b>	<b>WSU</b>	<b>OSU</b>	<b>STAN</b>	<b>ASU</b>	<b>UT</b>
Whiteside, Cecil	2	1	DNP	-	1	DNP	DNP	-	-	-	-	-	-	-
Guyton, Trevor	2	-	-	-	-	-	-	-	-	-	1	-	1	-
Owusu, Ernest	1	-	-	-	-	1	-	-	-	-	-	-	-	-
Williams, Steve	1	-	-	-	-	-	-	-	1	-	-	-	-	-
Campbell, D.J.	1	-	-	-	-	-	-	-	-	-	-	-	1	-
Tipoti, Aaron	1	-	-	DNP	-	-	-	1	-	-	DNP	-	-	-
Hill, Josh	1	-	-	-	1	-	-	-	-	-	-	-	-	-

<b>RECOVERED</b>	<b>Number</b>	<b>FS</b>	<b>CU</b>	<b>PC</b>	<b>WASH</b>	<b>ORE</b>	<b>USC</b>	<b>UTAH</b>	<b>UCLA</b>	<b>WSU</b>	<b>OSU</b>	<b>STAN</b>	<b>ASU</b>	<b>UT</b>
Kendricks, Mychal	2	-	-	-	1	-	-	-	-	-	-	-	1	-
Cattouse, Sean	2	-	-	-	1	-	-	-	-	-	1	-	-	-
Guyton, Trevor	2	1	-	-	-	-	1	-	-	-	-	-	-	-
Campbell, D.J.	2	-	-	-	-	-	-	1	1	-	-	-	-	-
Jalil, Mustafa	1	-	-	-	-	-	-	-	-	-	-	-	1	-
Camporeale, Dan	1	-	-	-	-	-	-	-	1	-	-	-	-	-
McClure, Stefan	1	-	DNP	-	-	-	1	-	-	-	-	-	-	DNP

# 2011 SEASON & CAREER STATISTICS

## 2011 SEASON & CAREER STATISTICS (2011 Players thru 2011 Season)

### ALL GAMES

	SEASON							
	gp	att	gain	loss	net	avg	td	lg
<b>Rushing</b>								
Sofele, Isi	13	252	1382	60	1322	5.2	10	56
Anderson, C.J.	13	72	361	16	345	4.8	8	34
Maynard, Zach	13	84	343	235	108	1.3	4	43
Kapp, Will	10	6	63	0	63	10.5	1	43
Allen, Keenan	13	9	63	8	55	6.1	0	19
DeBoskie-Johnson, C.	10	10	46	6	40	4.0	1	9
Manuel, Mike	8	11	38	0	38	3.5	0	12
Yarnway, Dasarte	1	11	36	0	36	3.3	1	7
Bigelow, Brendan	11	6	32	7	25	4.2	0	12
Jones, Marvin	13	5	32	10	22	4.4	0	23
Anger, Bryan	13	1	5	0	5	5.0	0	5
Tyndall, John	12	1	5	0	5	5.0	0	5
Dumont, Nico	6	1	4	0	4	4.0	0	4
Bridgford, Allan	4	3	1	0	1	0.3	0	1
Calvin, Michael	12	1	0	13	-13	-13.0	0	0
TEAM	10	11	0	43	-43	-3.9	0	0
<b>Total</b>	<b>13</b>	<b>484</b>	<b>2411</b>	<b>398</b>	<b>2013</b>	<b>4.2</b>	<b>25</b>	<b>56</b>
<b>Opponents</b>	<b>13</b>	<b>442</b>	<b>2078</b>	<b>405</b>	<b>1673</b>	<b>3.8</b>	<b>17</b>	<b>68</b>

	CAREER							
	gp	att	gain	loss	net	avg	td	lg
	38	333	1817	75	1742	5.2	11	56
	13	72	361	16	345	4.8	8	34
	13	84	343	235	108	1.3	4	43
	36	7	63	1	62	8.9	1	43
	24	27	215	24	191	7.1	1	45
	24	62	350	29	321	5.2	2	30
	8	11	38	0	38	3.5	0	12
	4	19	66	1	65	3.4	1	9
	11	6	32	7	25	4.2	0	12
	43	11	127	11	116	10.5	1	48
	51	1	5	0	5	5.0	0	5
	32	4	11	1	10	2.5	0	5
	10	1	4	0	4	4.0	0	4
	4	3	1	0	1	0.3	0	1
	37	1	0	13	-13	-13.0	0	0

	SEASON							
	gp	effic	comp-att-int	pct	yds	td	lg	avg/g
<b>Passing</b>								
Maynard, Zach	13	126.98	231-405-12	57.0	2990	17	90	230.0
Bridgford, Allan	4	88.93	13-32-0	40.6	184	0	33	46.0
Mansion, Brock	1	71.00	1-2-0	50.0	5	0	5	5.0
Allen, Keenan	13	326.80	1-1-0	100.0	27	0	22	2.1
Sofele, Isi	13	0.00	0-0-0	0.0	0	0	0	0.0
<b>Total</b>	<b>13</b>	<b>124.41</b>	<b>246-440-12</b>	<b>55.9</b>	<b>3206</b>	<b>17</b>	<b>90</b>	<b>246.6</b>
<b>Opponents</b>	<b>13</b>	<b>122.04</b>	<b>224-398-12</b>	<b>56.3</b>	<b>2655</b>	<b>19</b>	<b>78</b>	<b>204.2</b>

	CAREER							
	gp	effic	comp-att-int	pct	yds	td	lg	avg/g
	13	126.98	231-405-12	57.0	2990	17	90	230.0
	4	88.93	13-32-0	40.6	184	0	33	46.0
	14	85.25	71-146-5	48.6	677	2	50	48.4
	24	449.80	2-2-0	100.0	44	1	22	1.8
	38	0.00	0-0-0	0.0	0	0	0	0.0

	SEASON						
	gp	no.	yds	avg	td	lg	avg/g
<b>Receiving</b>							
Allen, Keenan	13	98	1343	13.7	6	90	103.3
Jones, Marvin	13	62	846	13.6	3	51	65.1
Miller, Anthony	13	24	263	11.0	3	44	20.2
Calvin, Michael	12	20	269	13.4	1	38	22.4
Hagan, Spencer	13	12	94	7.8	2	16	7.2
Anderson, C.J.	13	7	186	26.6	1	74	14.3
Sofele, Isi	13	6	33	5.5	0	22	2.5
DeBoskie-Johnson, C.	10	4	42	10.5	0	15	4.2
Bouza, Jackson	5	3	32	10.7	0	19	6.4
Manuel, Mike	8	2	9	4.5	0	9	1.1
Dumont, Nico	6	2	8	4.0	1	6	1.3
Maynard, Zach	13	1	27	27.0	0	22	2.1
Kapp, Will	10	1	16	16.0	0	16	1.6
Tyndall, John	12	1	13	13.0	0	13	1.1
Bigelow, Brendan	11	1	11	11.0	0	11	1.0
McGovern, Bryce	13	1	9	9.0	0	9	0.7
Tedford, Quinn	1	1	5	5.0	0	5	5.0
<b>Total</b>	<b>13</b>	<b>246</b>	<b>3206</b>	<b>13.0</b>	<b>17</b>	<b>90</b>	<b>246.6</b>
<b>Opponents</b>	<b>13</b>	<b>224</b>	<b>2655</b>	<b>11.9</b>	<b>19</b>	<b>78</b>	<b>204.2</b>

	CAREER						
	gp	no.	yds	avg	td	lg	avg/g
	24	144	1833	12.7	11	90	76.4
	43	156	2270	14.6	13	62	52.8
	46	64	774	12.1	5	45	16.8
	37	42	528	12.6	1	38	14.3
	25	12	94	7.8	2	16	3.8
	13	7	186	26.6	1	74	14.3
	38	14	87	6.2	2	22	2.3
	24	5	46	9.2	0	15	1.9
	5	3	32	10.7	0	19	6.4
	8	2	9	4.5	0	9	1.1
	10	2	8	4.0	1	6	0.8
	13	1	27	27.0	0	22	2.1
	36	5	31	6.2	0	16	0.9
	32	2	19	9.5	0	13	0.6
	11	1	11	11.0	0	11	1.0
	13	1	9	9.0	0	9	0.7
	3	1	5	5.0	0	5	1.7

	SEASON					
	g	plays	rush	pass	total	avg/g
<b>Total Offense</b>						
Maynard, Zach	13	489	108	2990	3098	238.3
Sofele, Isi	13	252	1322	0	1322	101.7
Anderson, C.J.	13	72	345	0	345	26.5
Bridgford, Allan	4	35	1	184	185	46.2
Allen, Keenan	13	10	55	27	82	6.3
Kapp, Will	10	6	63	0	63	6.3
DeBoskie-Johnson, C.	10	10	40	0	40	4.0
Manuel, Mike	8	11	38	0	38	4.8
Yarnway, Dasarte	1	11	36	0	36	36.0
Bigelow, Brendan	11	6	25	0	25	2.3
Jones, Marvin	13	5	22	0	22	1.7
Tyndall, John	12	1	5	0	5	0.4
Anger, Bryan	13	1	5	0	5	0.4
Mansion, Brock	1	2	0	5	5	5.0
Dumont, Nico	6	1	4	0	4	0.7
Calvin, Michael	12	1	-13	0	-13	-1.1
TEAM	10	11	-43	0	-43	-4.3
<b>Total</b>	<b>13</b>	<b>924</b>	<b>2013</b>	<b>3206</b>	<b>5219</b>	<b>401.5</b>
<b>Opponents</b>	<b>13</b>	<b>840</b>	<b>1673</b>	<b>2655</b>	<b>4328</b>	<b>332.9</b>

	CAREER					
	g	plays	rush	pass	total	avg/g
	13	489	108	2990	3098	238.3
	38	333	1742	0	1742	45.8
	13	72	345	0	345	26.5
	4	35	1	184	185	46.2
	24	29	191	44	235	9.8
	36	7	62	0	62	1.7
	24	62	321	0	321	13.4
	8	11	38	0	38	4.8
	4	19	65	0	65	16.2
	11	6	25	0	25	2.3
	43	11	116	0	116	2.7
	32	4	10	0	10	0.3
	51	1	5	0	5	0.1
	14	171	20	677	697	49.8
	10	1	4	0	4	0.4
	37	1	-13	0	-13	-0.4



## 2011 SEASON &amp; CAREER STATISTICS (cont.)

	SEASON								
	PAT								
<i>Scoring</i>	<i>td</i>	<i>fg</i>	<i>kick</i>	<i>rush</i>	<i>rcv</i>	<i>pass</i>	<i>dxp</i>	<i>saf</i>	<i>pts</i>
Tavecchio, Giorgio	-	20-23	36-42	-	-	-	-	-	96
Sofele, Isi	10	-	-	-	-	-	-	-	60
Anderson, C.J.	9	-	-	-	-	-	-	-	54
Allen, Keenan	6	-	-	-	-	-	-	-	36
Maynard, Zach	4	-	-	-	-	1-2	-	-	24
Jones, Marvin	3	-	-	-	1	-	-	-	20
Miller, Anthony	3	-	-	-	-	-	-	-	18
Hagan, Spencer	2	-	-	-	-	-	-	-	12
Guyton, Trevor	1	-	-	-	-	-	-	-	6
Dumont, Nico	1	-	-	-	-	-	-	-	6
Kapp, Will	1	-	-	-	-	-	-	-	6
Yarnway, Dasarte	1	-	-	-	-	-	-	-	6
Hill, Josh	1	-	-	-	-	-	-	-	6
Calvin, Michael	1	-	-	-	-	-	-	-	6
Bigelow, Brendan	1	-	-	-	-	-	-	-	6
DeBoskie-Johnson, C.	1	-	-	-	-	-	-	-	6
<b>Total</b>	<b>45</b>	<b>20-23</b>	<b>36-42</b>	<b>-</b>	<b>1</b>	<b>1-2</b>	<b>-</b>	<b>-</b>	<b>368</b>
<b>Opponents</b>	<b>39</b>	<b>14-20</b>	<b>36-36</b>	<b>-</b>	<b>1</b>	<b>1-2</b>	<b>-</b>	<b>-</b>	<b>314</b>

	SEASON				
	<i>no.</i>	<i>yds</i>	<i>avg</i>	<i>td</i>	<i>lg</i>
<i>Punt Returns</i>					
Jones, Marvin	14	102	7.3	0	37
Allen, Keenan	4	32	8.0	0	12
Lee, Adrian	1	-10	-10.0	0	0
Edmond, Coleman	1	-8	-8.0	0	0
<b>Total</b>	<b>20</b>	<b>116</b>	<b>5.8</b>	<b>0</b>	<b>37</b>
<b>Opponents</b>	<b>17</b>	<b>119</b>	<b>7.0</b>	<b>1</b>	<b>18</b>

	SEASON				
	<i>no.</i>	<i>yds</i>	<i>avg</i>	<i>td</i>	<i>lg</i>
<i>Kick Returns</i>					
Bigelow, Brendan	23	475	20.7	1	88
Manuel, Mike	12	258	21.5	0	32
Edmond, Coleman	12	234	19.5	0	34
Anderson, C.J.	1	20	20.0	0	20
Sofele, Isi	1	26	26.0	0	26
Rodgers, Richard	1	5	5.0	0	5
Miller, Anthony	1	4	4.0	0	4
<b>Total</b>	<b>51</b>	<b>1022</b>	<b>20.0</b>	<b>1</b>	<b>88</b>
<b>Opponents</b>	<b>67</b>	<b>1366</b>	<b>20.4</b>	<b>0</b>	<b>53</b>

	SEASON				
	<i>no.</i>	<i>yds</i>	<i>avg</i>	<i>td</i>	<i>lg</i>
<i>Interceptions</i>					
Williams, Steve	2	45	22.5	0	45
Campbell, D.J.	2	29	14.5	0	29
Hill, Josh	2	32	16.0	1	32
Kendricks, Mychal	2	62	31.0	0	32
Cattouse, Sean	2	20	10.0	0	20
McClure, Stefan	1	8	8.0	0	8
Anthony, Marc	1	14	14.0	0	14
<b>Total</b>	<b>12</b>	<b>210</b>	<b>17.5</b>	<b>1</b>	<b>45</b>
<b>Opponents</b>	<b>12</b>	<b>86</b>	<b>7.2</b>	<b>1</b>	<b>29</b>

	SEASON				
	<i>no.</i>	<i>yds</i>	<i>avg</i>	<i>td</i>	<i>lg</i>
<i>Fumble Returns</i>					
Kendricks, Mychal	1	33	33.0	0	33
Guyton, Trevor	1	19	19.0	1	19
<b>Total</b>	<b>2</b>	<b>52</b>	<b>26.0</b>	<b>1</b>	<b>33</b>
<b>Opponents</b>	<b>1</b>	<b>9</b>	<b>9.0</b>	<b>1</b>	<b>7</b>

	CAREER								
	PAT								
	<i>td</i>	<i>fg</i>	<i>kick</i>	<i>rush</i>	<i>rcv</i>	<i>pass</i>	<i>dxp</i>	<i>saf</i>	<i>pts</i>
	-	48-64	112-120	-	-	-	-	-	256
	13	-	-	-	-	-	-	-	78
	9	-	-	-	-	-	-	-	54
	12	-	-	-	-	-	-	-	72
	4	-	-	-	-	1-2	-	-	24
	14	-	-	-	1	-	-	-	86
	5	-	-	-	-	-	-	-	30
	2	-	-	-	-	-	-	-	12
	1	-	-	-	-	-	-	-	6
	1	-	-	-	-	-	-	-	6
	1	-	-	-	-	-	-	-	6
	1	-	-	-	-	-	-	-	6
	1	-	-	-	-	-	-	-	6
	1	-	-	-	-	-	-	-	6
	2	-	-	-	-	-	-	-	12

	CAREER				
	<i>no.</i>	<i>yds</i>	<i>avg</i>	<i>td</i>	<i>lg</i>
	14	102	7.3	0	37
	6	40	6.7	0	12
	1	-10	-10.0	0	0
	1	-8	-8.0	0	0

	CAREER				
	<i>no.</i>	<i>yds</i>	<i>avg</i>	<i>td</i>	<i>lg</i>
	23	475	20.7	1	88
	12	258	21.5	0	32
	16	333	20.8	0	34
	1	20	20.0	0	20
	23	468	20.3	0	65
	1	5	5.0	0	5
	1	4	4.0	0	4

	CAREER				
	<i>no.</i>	<i>yds</i>	<i>avg</i>	<i>td</i>	<i>lg</i>
	3	45	15.0	0	45
	2	29	14.5	0	29
	4	46	11.5	1	32
	4	130	32.5	1	68
	7	44	6.3	0	20
	1	8	8.0	0	8
	3	32	10.7	0	18

	CAREER				
	<i>no.</i>	<i>yds</i>	<i>avg</i>	<i>td</i>	<i>lg</i>
	2	78	39.0	0	45
	1	19	19.0	1	19

	SEASON							
	<i>g</i>	<i>rush</i>	<i>rcv</i>	<i>pr</i>	<i>kr</i>	<i>ir</i>	<i>total</i>	<i>avg/g</i>
<b>All Purpose</b>								
Allen, Keenan	13	55	1343	32	0	0	1430	110.0
Sofele, Isi	13	1322	33	0	26	0	1381	106.2
Jones, Marvin	13	22	846	102	0	0	970	74.6
Anderson, C.J.	13	345	186	0	20	0	551	42.4
Bigelow, Brendan	11	25	11	0	475	0	511	46.5
Manuel, Mike	8	38	9	0	258	0	305	38.1
Miller, Anthony	13	0	263	0	4	0	267	20.5
Calvin, Michael	12	-13	269	0	0	0	256	21.3
Edmond, Coleman	9	0	0	-8	234	0	226	25.1
Maynard, Zach	13	108	27	0	0	0	135	10.4
Hagan, Spencer	13	0	94	0	0	0	94	7.2
DeBoskie-Johnson, C.	10	40	42	0	0	0	82	8.2
Kapp, Will	10	63	16	0	0	0	79	7.9
Kendricks, Mychal	13	0	0	0	0	62	62	4.8
Williams, Steve	13	0	0	0	0	45	45	3.5
Yarnway, Dasarte	1	36	0	0	0	0	36	36.0
Bouza, Jackson	5	0	32	0	0	0	32	6.4
Hill, Josh	13	0	0	0	0	32	32	2.5
Campbell, D.J.	13	0	0	0	0	29	29	2.2
Cattouse, Sean	13	0	0	0	0	20	20	1.5
Tyndall, John	12	5	13	0	0	0	18	1.5
Anthony, Marc	11	0	0	0	0	14	14	1.3
Dumont, Nico	6	4	8	0	0	0	12	2.0
McGovern, Bryce	13	0	9	0	0	0	9	0.7
McClure, Stefan	11	0	0	0	0	8	8	0.7
Rodgers, Richard	13	0	0	0	5	0	5	0.4
Anger, Bryan	13	5	0	0	0	0	5	0.4
Tedford, Quinn	1	0	5	0	0	0	5	5.0
Bridgford, Allan	4	1	0	0	0	0	1	0.2
Lee, Adrian	7	0	0	-10	0	0	-10	-1.4
TEAM	10	-43	0	0	0	0	-43	-4.3
<b>Total</b>	<b>13</b>	<b>2013</b>	<b>3206</b>	<b>116</b>	<b>1022</b>	<b>210</b>	<b>6567</b>	<b>505.2</b>
<b>Opponents</b>	<b>13</b>	<b>1673</b>	<b>2655</b>	<b>119</b>	<b>1366</b>	<b>86</b>	<b>5899</b>	<b>453.8</b>

	SEASON			
	<i>att</i>	<i>good</i>	<i>long</i>	<i>blkd</i>
<b>Field Goals</b>				
Tavecchio, Giorgio	23	20	54	2
<b>Total</b>	<b>23</b>	<b>20</b>	<b>54</b>	<b>2</b>
<b>Opponents</b>	<b>20</b>	<b>14</b>	<b>52</b>	<b>0</b>

	SEASON				
	<i>no.</i>	<i>yds</i>	<i>avg</i>	<i>lg</i>	<i>blk</i>
<b>Punting</b>					
Anger, Bryan	53	2345	44.2	64	1
<b>Total</b>	<b>53</b>	<b>2345</b>	<b>44.2</b>	<b>64</b>	<b>1</b>
<b>Opponents</b>	<b>68</b>	<b>2945</b>	<b>43.3</b>	<b>64</b>	<b>2</b>

	SEASON				
	<i>no.</i>	<i>yds</i>	<i>avg</i>	<i>tb</i>	<i>ob</i>
<b>Kickoffs</b>					
Tavecchio, Giorgio	76	4652	61.2	7	1
<b>Total</b>	<b>76</b>	<b>4652</b>	<b>61.2</b>	<b>7</b>	<b>1</b>
<b>Opponents</b>	<b>64</b>	<b>3944</b>	<b>61.6</b>	<b>10</b>	<b>1</b>

	CAREER							
	<i>g</i>	<i>rush</i>	<i>rcv</i>	<i>pr</i>	<i>kr</i>	<i>ir</i>	<i>total</i>	<i>avg/g</i>
	24	191	1833	40	406	0	2470	102.9
	38	1742	87	0	468	0	2297	60.4
	43	116	2270	102	0	0	2488	57.9
	13	345	186	0	20	0	551	42.4
	11	25	11	0	475	0	511	46.5
	8	38	9	0	258	0	305	38.1
	46	0	774	0	4	0	778	16.9
	37	-13	528	0	0	0	515	13.9
	15	0	0	-8	333	0	325	21.7
	13	108	27	0	0	0	135	10.4
	25	0	94	0	0	0	94	3.8
	24	321	46	0	14	0	381	15.9
	36	62	31	0	3	0	96	2.7
	51	0	0	26	0	130	156	3.1
	25	0	0	0	0	45	45	1.8
	4	65	0	0	0	0	65	16.2
	5	0	32	0	0	0	32	6.4
	36	0	0	0	0	46	46	1.3
	46	0	0	0	0	29	29	0.6
	49	0	0	0	0	44	44	0.9
	32	10	19	0	5	0	34	1.1
	30	0	0	0	0	32	32	1.1
	10	4	8	0	0	0	12	1.2
	13	0	9	0	0	0	9	0.7
	11	0	0	0	0	8	8	0.7
	13	0	0	0	5	0	5	0.4
	51	5	0	0	0	0	5	0.1
	3	0	5	0	0	0	5	1.7
	4	1	0	0	0	0	1	0.2
	7	0	0	-10	0	0	-10	-1.4

	CAREER			
	<i>att</i>	<i>good</i>	<i>long</i>	<i>blkd</i>
	64	48	54	3

	CAREER				
	<i>no.</i>	<i>yds</i>	<i>avg</i>	<i>lg</i>	<i>blk</i>
	255	11094	43.5	76	2

	CAREER				
	<i>no.</i>	<i>yds</i>	<i>avg</i>	<i>tb</i>	<i>ob</i>
	245	14790	60.4	14	6

# 2011 SEASON & CAREER STATISTICS (cont.)

Defensive Leaders	SEASON											CAREER										
	gp	ua	a	total	tfl	sack	int	pbu	fr	ff	blk	gp	ua	a	total	tfl	sack	int	pbu	fr	ff	blk
Kendricks, Mychal	13	68	39	107	14.5	3.0	2	2	2	.	.	51	153	106	259	36.5	13.5	4	5	7	1	1
Holt, D.J.	13	46	36	82	10.5	2.0	.	2	.	.	.	50	116	102	218	20.5	4.0	.	8	2	3	.
Cattouse, Sean	13	48	27	75	3.5	1.0	2	2	2	.	.	49	121	63	184	7.0	2.0	7	17	2	.	.
Campbell, D.J.	13	46	25	71	2.5	.	2	5	2	1	.	46	71	39	110	4.5	2.0	2	7	4	1	.
Hill, Josh	13	31	18	49	3.0	1.0	2	5	.	1	.	36	85	42	127	5.0	1.0	4	15	2	2	.
Guyton, Trevor	13	20	26	46	12.0	5.5	.	.	2	2	.	42	34	57	91	24.5	11.0	.	.	2	3	.
Williams, Steve	13	38	6	44	1.0	.	2	11	.	1	.	25	54	16	70	2.0	1.0	3	15	.	2	.
Anthony, Marc	11	30	8	38	5.0	.	1	12	.	.	.	30	62	24	86	5.5	.	3	18	.	1	.
Owusu, Ernest	13	15	15	30	7.5	4.5	.	2	.	1	.	42	29	27	56	14.0	8.0	.	5	.	1	.
McCain, Chris	10	16	13	29	6.0	1.5	.	.	.	.	.	10	16	13	29	6.0	1.5	.	.	.	.	.
Tipoti, Aaron	11	13	12	25	4.0	1.5	.	1	.	1	.	33	20	40	60	6.0	1.5	.	1	.	2	.
McClure, Stefan	11	15	9	24	1.0	.	1	2	1	.	.	11	15	9	24	1.0	.	1	2	1	.	.
Coleman, Deandre	13	13	6	19	6.0	2.0	.	.	.	.	.	25	23	14	37	9.0	2.0	.	1	1	.	.
Camporeale, Dan	13	10	9	19	4.5	.	.	.	1	.	.	14	10	10	20	4.5	.	.	.	1	.	.
Wilkerson, David	10	4	13	17	5.5	4.0	.	.	.	.	.	13	5	14	19	5.5	4.0	.	.	.	.	.
Kapp, Will	10	9	8	17	0.0	.	.	.	.	.	.	36	18	12	30	0.0	.	.	.	.	.	.
Whiteside, Cecil	10	12	5	17	4.0	3.0	.	1	.	2	.	10	12	5	17	4.0	3.0	.	1	.	2	.
Payne, Kendrick	13	10	6	16	3.0	2.0	.	.	.	.	.	37	19	17	36	7.0	3.0	.	1	1	.	.
Hurrell, J.P.	13	8	7	15	0.0	.	.	1	.	.	.	38	17	18	35	0.5	.	.	2	1	.	.
Coley, Michael	9	7	7	14	0.0	.	.	2	.	.	.	9	7	7	14	0.0	.	.	2	.	.	.
Jalil, Mustafa	13	8	5	13	1.0	0.5	.	.	1	.	.	13	8	5	13	1.0	0.5	.	.	1	.	.
Moncrease, C.J.	13	6	7	13	0.5	0.5	.	1	.	.	.	25	15	10	25	0.5	0.5	.	1	.	1	.
Mullins, Robert	12	6	3	9	1.0	1.0	.	.	.	.	.	25	12	10	22	1.0	1.0	.	.	.	1	.
Sebastian, Avery	12	6	3	9	0.0	.	.	.	.	.	.	12	6	3	9	0.0	.	.	.	.	.	.
Davis, Ryan	10	4	4	8	1.0	1.0	.	1	.	.	.	16	7	5	12	2.0	1.0	.	1	.	.	.
Jackson, Kameron	6	4	2	6	0.0	.	.	.	.	.	.	6	4	2	6	0.0	.	.	.	.	.	.
Logan, Alex	11	2	3	5	0.0	.	.	.	.	.	.	16	3	3	6	0.0	.	.	.	.	.	.
Scarlett, Brennan	3	2	2	4	0.5	.	.	.	.	.	.	3	2	2	4	0.5	.	.	.	.	.	.
Moala, Viliami	13	2	2	4	0.0	.	.	.	.	.	.	13	2	2	4	0.0	.	.	.	.	.	.
Tavecchio, Giorgio	13	2	2	4	0.0	.	.	.	.	.	.	46	4	4	8	0.0	.	.	.	.	.	.
Jones, Marvin	13	2	1	3	0.0	.	.	.	.	.	.	43	3	1	4	0.0	.	.	.	.	.	.
Allen, Keenan	13	3	.	3	0.0	.	.	.	.	.	.	24	6	.	6	0.0	.	.	.	.	.	.
TEAM	10	2	.	2	2.0	.	.	.	.	.	.											
Agu, Ted	1	1	1	2	0.0	.	.	.	.	.	.	1	1	1	2	0.0	.	.	.	.	.	.
Fanua, Steven	2	1	1	2	0.0	.	.	.	.	.	.	6	2	4	6	0.0	.	.	.	.	.	.
Rios, Matt	12	1	1	2	0.0	.	.	.	.	.	.	38	2	1	3	0.0	.	.	.	.	.	.
Kaufusi, Keni	8	.	2	2	0.5	.	.	.	.	.	.	8	.	2	2	0.5	.	.	.	.	.	.
Anderson, C.J.	13	.	1	1	0.0	.	.	.	.	.	.	13	.	1	1	0.0	.	.	.	.	.	.
Clark, Austin	12	1	.	1	0.0	.	.	.	.	.	.	15	1	.	1	0.0	.	.	.	.	.	.
Miller, Anthony	13	1	.	1	0.0	.	.	.	.	.	.	46	2	.	2	0.0	.	.	.	.	.	.
Schwenke, Brian	12	.	1	1	0.0	.	.	.	.	.	.	36	.	1	1	0.0	.	.	.	.	.	.
DeBoskie-Johnson,																						
Covaughn	10	1	.	1	0.0	.	.	.	.	.	.	24	1	.	1	0.0	.	.	.	.	.	.
Edmond, Coleman	9	1	.	1	0.0	.	.	.	.	.	.	15	1	.	1	0.0	.	.	.	.	.	.
Tyndall, John	12	1	.	1	0.0	.	.	.	.	.	.	32	7	2	9	0.0	.	.	.	.	.	.
Calvin, Michael	12	1	.	1	0.0	.	.	.	.	.	1	37	3	.	3	0.0	.	.	.	.	1	1
Rodgers, Richard	13	.	.	.	0.0	.	.	.	.	.	1	13	.	.	.	0.0	.	.	.	.	.	1
Total	13	517	336	853	100	34	12	50	11	9	2											
Opponents	13	529	352	881	74	28	12	49	12	14	8											

# PAC-12 RESULTS AND HONORS

## 2011 PAC-12 STANDINGS

	<i>North</i>	<i>Conference</i>					<i>Overall</i>			<i>Points</i>		<i>Home</i>	<i>Away</i>	<i>Neut</i>	<i>Streak</i>
		<i>W</i>	<i>L</i>	<i>Pct</i>	<i>Pts</i>	<i>Opp</i>	<i>W</i>	<i>L</i>	<i>Pct</i>	<i>Pts</i>	<i>Opp</i>				
1.	Oregon	8	1	.889	399	209	12	2	.857	645	345	7-1	4-0	1-1	Won 3
2.	Stanford	8	1	.889	394	213	11	2	.846	561	285	6-1	5-0	0-1	Lost 1
3.	Washington	5	4	.556	270	290	7	6	.538	434	467	6-1	1-4	0-1	Lost 1
4.	<b>Cal</b>	<b>4</b>	<b>5</b>	<b>.444</b>	<b>223</b>	<b>227</b>	<b>7</b>	<b>6</b>	<b>.538</b>	<b>368</b>	<b>314</b>	<b>4-1</b>	<b>2-4</b>	<b>1-1</b>	<b>Lost 1</b>
5.	Oregon State	3	6	.333	206	268	3	9	.250	262	370	2-4	1-5	0-0	Lost 1
6.	Washington State	2	7	.222	211	311	4	8	.333	358	381	3-3	1-5	0-0	Lost 2

	<i>South</i>	<i>Conference</i>					<i>Overall</i>			<i>Points</i>		<i>Home</i>	<i>Away</i>	<i>Neut</i>	<i>Streak</i>
		<i>W</i>	<i>L</i>	<i>Pct</i>	<i>Pts</i>	<i>Opp</i>	<i>W</i>	<i>L</i>	<i>Pct</i>	<i>Pts</i>	<i>Opp</i>				
1.	USC	7	2	.778	341	232	10	2	.833	429	283	6-1	4-1	0-0	Won 4
2.	UCLA	5	4	.556	197	266	6	8	.429	323	439	5-1	1-6	0-1	Lost 3
3.	Utah	5	4	.556	188	202	8	5	.615	325	263	3-3	4-2	1-0	Won 1
4.	Arizona State	4	5	.444	308	255	6	7	.462	431	372	5-2	1-4	0-1	Lost 5
5.	Arizona	2	7	.222	269	341	4	8	.333	369	425	3-3	1-5	0-0	Won 2
6.	Colorado	2	7	.222	162	354	3	10	.231	257	475	1-4	1-6	1-0	Won 1

## 2011 ALL-PAC-12 FOOTBALL TEAM

### FIRST-TEAM OFFENSE

QB.....Andrew Luck, Jr., Stanford (2)  
 RB.....LaMichael James, Jr., Oregon (2)  
 RB.....Chris Polk, Jr. Washington  
 WR.....**Keenan Allen, So., Cal**  
 WR.....Juron Criner, Jr., Arizona  
 TE.....Coby Fleener, Sr., Stanford  
 OL.....Tony Bergstrom, Sr., Utah  
 OL.....David DeCastro, Jr., Stanford (2)  
 OL.....Matt Kalil, Jr., USC  
 OL.....Jonathan Martin, Jr., Stanford (2)  
 OL.....**Mitchell Schwartz, Sr., Cal**

### SECOND-TEAM OFFENSE

QB.....Matt Barkley, Jr., USC  
 RB.....Stepfan Taylor, Jr. Stanford  
 RB.....John White IV, Jr., Utah  
 WR.....Marqise Lee, Fr., USC  
 WR.....Marquess Wilson, So., Washington State  
 TE.....David Paulson, Sr., Oregon  
 OL.....David Bakhtiari, So., Colorado  
 OL.....John Cullen, Sr., Utah  
 OL.....Garth Gerhart, Sr., Arizona State  
 OL.....Khaled Holmes, Jr., USC  
 OL.....Senio Kelemete, Sr., Washington

### FIRST-TEAM DEFENSE

DL.....Dion Jordan, Jr., Oregon  
 DL.....Star Lotulelei, Jr., Utah  
 DL.....Nick Perry, Jr., USC  
 DL.....Derrick Shelby, Sr., Utah  
 LB.....Josh Kaddu, Sr., Oregon  
 LB.....**Mychal Kendricks, Sr., Cal**  
 LB.....Chase Thomas, Jr., Stanford  
 DB.....Delano Howell, Sr., Stanford  
 DB.....T.J. McDonald, Jr., USC  
 DB.....Eddie Pleasant, Sr., Oregon  
 DB.....Nickell Robey, So., USC

### SECOND-TEAM DEFENSE

DL.....Ben Gardner, So., Stanford  
 DL.....**Trevor Guyton, Sr., Cal**  
 DL.....Wes Horton, Jr., USC  
 DL.....Travis Long, Jr., Washington State  
 LB.....Dion Bailey, Fr., USC  
 LB.....Cort Dennison, Sr., Washington  
 LB.....Alex Hoffman-Ellis, Sr., Washington State  
 DB.....John Boyett, Jr., Oregon  
 DB.....Clint Floyd, Sr., Arizona State  
 DB.....Jordan Poyer, Jr., Oregon State  
 DB.....Trevin Wade, Sr., Arizona

### COACH OF THE YEAR

David Shaw, Stanford

### OFFENSIVE PLAYER OF THE YEAR

Andrew Luck, QB, Jr., Stanford

### PAT TILLMAN DEFENSIVE PLAYER OF THE YEAR

Mychal Kendricks, LB, Sr., Cal

### FRESHMAN OFFENSIVE CO-PLAYERS OF THE YEAR

Marqise Lee, WR, USC  
 De'Anthony Thomas, RB, Oregon

### FRESHMAN DEFENSIVE PLAYER OF THE YEAR

Dion Bailey, LB, USC

### FIRST-TEAM SPECIALISTS

PK.....Andre Heidari, Fr., USC  
 P.....**Bryan Anger, Sr., Cal (3)**  
 RS.....De'Anthony Thomas, Fr., Oregon  
 ST.....Rhett Ellison, Sr., USC

### SECOND-TEAM SPECIALISTS

PK.....Jordan Williamson, Fr., Stanford  
 P.....Jackson Rice, Jr., Oregon  
 RS.....Jamal Miles, Jr., Arizona State  
 ST.....Derrick Coleman, Sr., UCLA  
*RS – return specialist; ST – Special teams player (not a kicker or returner),  
 (2) Two-time first-team selection; (3) Three-time first-team selection*

### HONORABLE MENTION

**CAL:** DB D.J. Campbell, Sr.; DB Sean Cattouse, Sr.; OL Justin Cheadle, Sr.; LB D.J. Holt, Sr.; WR Marvin Jones, Sr.; TE Anthony Miller, Sr.; RB Isi Sofele, Jr.; OL Matt Summers-Gavin, Jr.; PK Giorgio Tavecchio, Sr.; DL Aaron Tipoti, Jr.



## 2011 PAC-12 STATISTICS

## TEAM STATISTICS

## SCORING OFFENSE

Team	G	TD	FG	XPT	2XP	DXP	Saf	Points	Avg/G
1. Oregon	14	88	9	80	5	0	0	645	46.1
2. Stanford	13	73	17	68	1	0	1	561	43.2
3. USC	12	55	15	50	1	0	1	429	35.8
4. Washington	13	57	11	57	0	1	0	434	33.4
5. Arizona State	13	55	15	52	2	0	0	431	33.2
6. Arizona	12	49	10	37	4	0	0	369	30.8
7. Washington State	12	45	15	41	1	0	0	358	29.8
8. Cal	13	45	20	36	1	0	0	368	28.3
9. Utah	13	39	18	37	0	0	0	325	25.0
10. UCLA	14	42	11	34	1	0	1	323	23.1
11. Oregon State	12	31	15	27	1	0	1	262	21.8
12. Colorado	13	32	11	30	0	0	1	257	19.8

## SCORING DEFENSE

Team	G	TD	FG	XPT	2XP	DXP	Saf	Points	Avg/G
1. Utah	13	31	15	28	1	0	1	263	20.2
2. Stanford	13	37	9	32	2	0	0	285	21.9
3. USC	12	37	8	29	4	0	0	283	23.6
4. Cal	13	39	14	36	1	0	0	314	24.2
5. Oregon	14	43	15	36	2	0	1	345	24.6
6. Arizona State	13	46	18	42	0	0	0	372	28.6
7. Oregon State	12	51	5	45	2	0	0	370	30.8
8. UCLA	14	57	14	53	1	0	0	439	31.4
9. Washington State	12	49	13	44	2	0	0	381	31.8
10. Arizona	12	54	16	51	0	0	1	425	35.4
11. Washington	13	58	20	53	2	0	1	467	35.9
12. Colorado	13	63	13	56	1	0	0	475	36.5

## TOTAL OFFENSE

Team	G	Rush	Pass	Plays	Yards	Avg/P	TD	Avg/G
1. Oregon	14	4189	3130	1015	7319	7.2	81	522.8
2. Stanford	13	2738	3623	935	6361	6.8	70	489.3
3. Arizona	12	1134	4444	908	5578	6.1	46	464.8
4. USC	12	1951	3530	839	5481	6.5	51	456.8
5. Arizona State	13	1678	4117	950	5795	6.1	50	445.8
6. Washington State	12	1202	3867	884	5069	5.7	43	422.4
7. Washington	13	2006	3322	858	5328	6.2	55	409.8
8. Cal	13	2013	3206	924	5219	5.6	42	401.5
9. UCLA	14	2497	2776	898	5273	5.9	41	376.6
10. Oregon State	12	1043	3441	821	4484	5.5	28	373.7
11. Colorado	13	1413	3089	851	4502	5.3	31	346.3
12. Utah	13	1789	2252	806	4041	5.0	35	310.8

## TOTAL DEFENSE

Team	G	Rush	Pass	Plays	Yards	Avg/P	TD	Avg/G
1. Cal	13	1673	2655	840	4328	5.2	36	332.9
2. Stanford	13	1097	3292	815	4389	5.4	34	337.6
3. Utah	13	1476	3086	919	4562	5.0	25	350.9
4. USC	12	1337	3160	826	4497	5.4	34	374.8
5. Oregon	14	1999	3462	1077	5461	5.1	39	390.1
6. Washington State	12	1886	3029	787	4915	6.2	43	409.6
7. Oregon State	12	2362	2573	840	4935	5.9	49	411.2
8. UCLA	14	2668	3172	989	5840	5.9	54	417.1
9. Arizona State	13	1938	3549	905	5487	6.1	42	422.1
10. Colorado	13	2391	3320	868	5711	6.6	60	439.3
11. Washington	13	2193	3700	917	5893	6.4	54	453.3
12. Arizona	12	1939	3587	839	5526	6.6	52	460.5

## RUSHING OFFENSE

Team	G	Att	Yards	Avg/A	Long	TD	Avg/G
1. Oregon	14	629	4189	6.7	91	42	299.2
2. Stanford	13	518	2738	5.3	70	32	210.6
3. UCLA	14	552	2497	4.5	42	23	178.4
4. USC	12	392	1951	5.0	79	12	162.6
5. Cal	13	484	2013	4.2	56	25	154.8
6. Washington	13	452	2006	4.4	61	19	154.3
7. Utah	13	472	1789	3.8	62	16	137.6
8. Arizona State	13	423	1678	4.0	70	23	129.1
9. Colorado	13	401	1413	3.5	52	10	108.7
10. Washington State	12	392	1202	3.1	65	13	100.2
11. Arizona	12	331	1134	3.4	34	17	94.5
12. Oregon State	12	318	1043	3.3	56	12	86.9

## RUSHING DEFENSE

Team	G	Att	Yards	Avg/A	Long	TD	Avg/G
1. Stanford	13	363	1097	3.0	61	16	84.4
2. USC	12	369	1337	3.6	70	17	111.4
3. Utah	13	455	1476	3.2	58	7	113.5
4. Cal	13	442	1673	3.8	68	17	128.7
5. Oregon	14	548	1999	3.6	51	14	142.8
6. Arizona State	13	455	1938	4.3	48	21	149.1
7. Washington State	12	429	1886	4.4	59	19	157.2
8. Arizona	12	411	1939	4.7	49	30	161.6
9. Washington	13	431	2193	5.1	89	32	168.7
10. Colorado	13	454	2391	5.3	84	26	183.9
11. UCLA	14	518	2668	5.2	73	26	190.6
12. Oregon State	12	492	2362	4.8	60	21	196.8

## PASS OFFENSE

Team	G	Comp-Att-Int	Pct.	Yards	Avg/A	TD	Avg/G
1. Arizona	12	398-577-15	69.0	4444	7.7	29	370.3
2. Washington State	12	297-492-12	60.4	3867	7.9	30	322.2
3. Arizona State	13	333-527-13	63.2	4117	7.8	27	316.7
4. USC	12	309-447-7	69.1	3530	7.9	39	294.2
5. Oregon State	12	320-503-19	63.6	3441	6.8	16	286.8
6. Stanford	13	297-417-10	71.2	3623	8.7	38	278.7
7. Washington	13	267-406-13	65.8	3322	8.2	36	255.5
8. Cal	13	246-440-12	55.9	3206	7.3	17	246.6
9. Colorado	13	250-464-11	55.6	3089	6.9	21	237.6
10. Oregon	14	236-386-7	61.1	3130	8.1	39	223.6
11. UCLA	14	193-346-9	55.8	2776	8.0	18	198.3
12. Utah	13	188-334-10	56.3	2252	6.7	19	173.2

## PASS DEFENSE

Team	G	Comp-Att-Int	Pct.	Yards	Avg/A	TD	Avg/G
1. Cal	13	224-398-12	56.3	2655	6.7	19	204.2
2. Oregon State	12	223-348-11	64.1	2573	7.4	28	214.4
3. UCLA	14	298-471-14	63.3	3172	6.7	28	226.6
4. Utah	13	260-464-19	56.0	3086	6.7	18	237.4
5. Oregon	14	313-529-17	59.2	3462	6.5	25	247.3
6. Washington State	12	230-358-8	64.2	3029	8.5	24	252.4
7. Stanford	13	279-452-7	61.7	3292	7.3	18	253.2
8. Colorado	13	271-414-7	65.5	3320	8.0	34	255.4
9. USC	12	292-457-9	63.9	3160	6.9	17	263.3
10. Arizona State	13	296-450-15	65.8	3549	7.9	21	273.0
11. Washington	13	305-486-10	62.8	3700	7.6	22	284.6
12. Arizona	12	282-428-11	65.9	3587	8.4	22	298.9

## PASS EFFICIENCY

Team	G	Att-Cmp	Pct	Int	Yds	TD	Effic
1. Stanford	13	379-266	70.2	8	3363	32	168.4
2. Oregon	13	395-248	62.8	9	3178	31	151.7
3. Arizona	13	524-357	68.1	12	4000	25	143.4
4. USC	13	452-278	61.5	13	3142	28	134.6
5. Washington State	12	384-227	59.1	12	2870	19	132.0
6. Arizona State	12	464-279	60.1	17	3437	23	131.4
7. Oregon State	12	375-221	58.9	12	2483	19	124.9
8. Washington	13	376-205	54.5	9	2475	19	121.7
9. Cal	12	332-185	55.7	11	2101	16	118.2
10. UCLA	12	318-162	50.9	14	1693	9	96.2

## PASS DEFENSE EFFICIENCY

Team	G	Cmp-Att-Int	Pct.	Yds	Avg/G	TD	Effic
1. Utah	13	260-464-19	56.0	3086	237.4	18	116.5
2. Cal	13	224-398-12	56.3	2655	204.2	19	122.0
3. Oregon	14	313-529-17	59.2	3462	247.3	25	123.3
4. USC	12	292-457-9	63.9	3160	263.3	17	130.3
5. Stanford	13	279-452-7	61.7	3292	253.2	18	132.9
6. UCLA	14	298-471-14	63.3	3172	226.6	28	133.5
7. Washington	13	305-486-10	62.8	3700	284.6	22	137.5
8. Arizona State	13	296-450-15	65.8	3549	273.0	21	140.8
9. Oregon State	12	223-348-11	64.1	2573	214.4	28	146.4
10. Arizona	12	282-428-11	65.9	3587	298.9	22	148.1
11. Washington State	12	230-358-8	64.2	3029	252.4	24	153.0
12. Colorado	13	271-414-7	65.5	3320	255.4	34	156.5

## SACKS BY

Team	G	Sacks	Yards	Avg/G
1. Oregon	14	45	278	3.21
2. Stanford	13	39	301	3.00
3. Cal	13	34	213	2.62
4. USC	12	31	186	2.58
5. Utah	13	30	240	2.31
6. Colorado	13	29	189	2.23
7. Washington	13	28	188	2.15
8. Arizona State	13	26	186	2.00
9. Oregon State	12	24	137	2.00
10. Washington State	12	17	102	1.42
11. UCLA	14	14	82	1.00
12. Arizona	12	10	89	0.83

## TURNOVER MARGIN

Team	G	Fumb	Int	Total	Fumb	Int	Total	Margin	Per/G
1. Utah	13	14	19	33	13	10	23	+10	0.77
2. Arizona State	13	17	15	32	10	13	23	+9	0.69
3. Oregon	14	12	17	29	13	7	20	+9	0.64
4. Stanford	13	15	7	22	7	10	17	+5	0.38
5. Washington	13	13	10	23	9	13	22	+1	0.08
6. Cal	13	11	12	23	12	12	24	-1	0.08
7. USC	12	8	9	17	11	7	18	-1	0.08
8. Colorado	13	8	7	15	8	11	19	-4	-0.31
9. Washington State	12	9	8	17	9	12	21	-4	-0.33
10. UCLA	14	7	14	21	17	9	26	-5	-0.36
11. Arizona	12	5	11	6	6	15	21	-5	-0.42
12. Oregon State	12	12	11	23	12	19	31	-8	-0.67

## INDIVIDUAL STATISTICS

### RUSHING

Player, TEAM	Cl	G	Att	Yards	Avg	TD	Lg	Avg/G
1. Lamichael James, ORE	Jr.	12	247	1805	7.3	18	90	150.4
2. John White, UTAH	Jr.	13	316	1519	4.8	15	62	116.8
3. Chris Polk, WASH	Jr.	13	293	1488	5.1	12	61	114.5
4. Stepan Taylor, STAN	Jr.	13	242	1330	5.5	10	70	102.3
5. Isi Sofele, CAL	Jr.	13	252	1322	5.2	10	56	101.7

### PASSING AVG/GAME

Player, TEAM	Cl	G	Comp-Att-Int	Yards	TD	Avg/G
1. Nick Foles, ARIZ	Sr.	12	387-560-14	4329	28	360.8
2. Brock Osweiler, ASU	Jr.	13	326-516-13	4036	26	310.5
3. Matt Barkley, USC	Jr.	12	308-446-7	3528	39	294.0
4. Sean Mannion, OSU	Fr.	12	305-473-18	3328	16	277.3
5. Andrew Luck, STAN	Jr.	13	288-404-10	3517	37	270.5
8. Zach Maynard, CAL	Jr.	13	231-405-12	2990	17	230.0

### PASS EFFICIENCY

Player, TEAM	Cl	G	Att-Comp-Int	Yards	TD	Effic
1. Andrew Luck, STAN	Jr.	13	288-404-10	3517	37	169.7
2. Keith Price, WASH	So.	13	242-362-11	3063	33	161.9
3. Matt Barkley, USC	Jr.	12	308-446-7	3528	39	161.2
4. Darron Thomas, ORE	Jr.	13	211-339-7	2761	33	158.7
5. Nick Foles, ARIZ	Sr.	12	387-560-14	4329	28	145.5
10. Zach Maynard, CAL	Jr.	13	231-405-12	2990	17	127.0

### RECEPTIONS/GAME

Player, TEAM	Cl	G	No	Yards	TD	Lg	Yds/G	Rec/G
1. Robert Woods, USC	So.	12	111	1292	15	82	107.7	9.2
2. Keenan Allen, CAL	So.	13	98	1343	6	90	103.3	7.5
3. Marquess Wilson, WSU	So.	12	82	1388	12	85	86.9	6.8
4. Juron Criner, ARIZ	Sr.	11	75	956	11	48	86.9	6.8
5. Marqise Lee, USC	Fr.	12	73	1143	11	59	95.2	6.1

### RECEIVE YDS/GAME

Player, TEAM	Cl	G	No	Yards	TD	Lg	Avg/C	Avg/G
1. Marquess Wilson, WSU	So.	12	82	1388	12	85	16.9	115.7
2. Robert Woods, USC	So.	12	111	1292	15	82	11.6	107.7
3. Gerrell Robinson, ASU	Sr.	13	77	1397	7	58	18.1	107.5
4. Keenan Allen, CAL	So.	13	98	1343	6	90	13.7	103.3
5. Marqise Lee, USC	Fr.	12	73	1143	11	59	15.7	95.2
9. Marvin Jones, CAL	Sr.	13	62	846	3	51	13.6	65.1

### TOTAL OFFENSE

Player, TEAM	Cl	G	Rush	Pass	Plays	Total	Yds/G
1. Nick Foles, ARIZ	Sr.	12	-103	4329	603	4226	352.2
2. Brock Osweiler, ASU	Jr.	13	90	4036	599	4126	317.4
3. Matt Barkley, USC	Jr.	12	14	3528	474	3542	295.2
4. Andrew Luck, STAN	Jr.	13	150	3517	451	3667	282.1
5. Sean Mannion, OSU	Fr.	12	-190	3328	505	3138	261.5
6. Zach Maynard, CAL	Jr.	13	108	2990	489	3098	238.3

### SCORING

Player, TEAM	Cl	G	TD	FG	XPT	2XP	Pts	Pts/G
1. Lamichael James, ORE	Jr.	12	20	0	0	0	120	10.0
2. Jordan Williamson, STAN	Fr.	10	0	13	54	0	93	9.3
3. Cameron Marshall, ASU	Jr.	13	18	0	0	0	108	8.3
4. Andre Heidari, USC	Fr.	12	0	15	50	0	95	7.9
5. De'Anthony Thomas, ORE	Fr.	14	18	0	0	2	110	7.9
10. Giorgio Tavecchio, CAL	Sr.	13	0	20	36	0	96	7.4

### SCORING (KICK)

Player, TEAM	Cl	G	PAT	FG	Pts	Avg/G
1. Jordan Williamson, STAN	Fr.	10	54-56	13-19	93	9.3
2. Andre Heidari, USC	Fr.	12	50-50	15-17	95	7.9
3. Alejandro Maldonado, OSU	So.	13	77-78	7-12	98	7.5
4. Alex Garouette, ASU	Fr.	13	52-53	15-22	97	7.5
5. Giorgio Tavecchio, CAL	Sr.	13	36-42	20-23	96	7.4

### PUNTING

Player, TEAM	Cl	G	No.	Yards	Lg	I20	50+	TB	Avg
1. Kyle Dugandzic, ARIZ	Jr.	12	40	1840	64	12	19	10	46.0
2. Jackson Rice, ORE	Jr.	14	48	2201	61	17	17	2	45.9
3. Kiel Rasp, WASH	Sr.	11	38	1733	62	10	13	3	45.6
4. Sean Sellwood, UTAH	Jr.	13	50	2251	67	16	15	8	45.0
5. Jeff Locke, UCLA	Jr.	14	64	2838	70	26	15	4	44.3
6. Bryan Anger, CAL	Sr.	13	53	2345	64	19	18	6	44.2

### FIELD GOALS

Player, TEAM	Cl	G	Made	Att	Long	Pct.	FG/G
1. Giorgio Tavecchio, CAL	Sr.	13	20	23	54	87.0	1.54
2. Coleman Petersen, UTAH	Jr.	13	18	25	48	72.0	1.38
3. Jordan Williamson, STAN	Fr.	10	13	19	45	68.4	1.30
4. Andre Heidari, USC	Fr.	12	15	17	50	88.2	1.25
Trevor Romaine, OSU	Fr.	12	15	22	46	68.2	1.25

### FIELD GOAL PERCENTAGE

Player, TEAM	Cl	G	Made	Att	Long	Pct.
1. Giorgio Tavecchio, CAL	Sr.	13	20	23	54	87.0
2. Coleman Petersen, UTAH	Jr.	13	18	25	48	72.0
3. Jordan Williamson, STAN	Fr.	10	13	19	45	68.4
4. Trevor Romaine, OSU	Fr.	12	15	22	46	68.2
5. Alex Garouette, ASU	Fr.	13	15	22	49	68.2

### TACKLES

Player, TEAM	Cl	G	Solo	Ast	Total	Avg/G
1. Cort Dennison, WASH	Sr.	13	64	64	128	9.8
2. Michael Clay, ORE	Jr.	11	54	48	102	9.3
3. Chaz Walker, UTAH	Sr.	13	50	68	118	9.1
4. John Boyett, ORE	Jr.	13	69	39	108	8.3
5. Mychal Kendricks, CAL	Sr.	13	69	38	107	8.2

### SACKS

Player, TEAM	Cl	G	Solo	Ast	Total	Avg/G
1. Nick Perry, USC	Jr.	12	9	1	9.5	0.79
2. Chase Thomas, STAN	Jr.	13	7	3	8.5	0.65
Josh Shirley, WASH	Fr.	13	8	1	8.5	0.65
4. Josh Hartigan, COLO	Sr.	12	7	0	7.0	0.58
5. Dion Jordan, ORE	Jr.	14	6	3	7.5	0.54
10. Trevor Guyton, CAL	Sr.	13	4	3	5.5	0.42

### TACKLES FOR LOSS

Player, TEAM	Cl	G	Solo	Ast	Total	Avg/G
1. Chase Thomas, STAN	Jr.	13	13	9	17.5	1.35
2. Scott Crichton, OSU	Fr.	12	14	1	14.5	1.21
3. Mychal Kendricks, CAL	Sr.	13	12	5	14.5	1.12
4. Nick Perry, USC	Jr.	12	12	2	13.0	1.08
5. Travis Long, WSU	Jr.	12	10	4	12.0	1.00
6. Trevor Guyton, CAL	Sr.	13	10	5	12.5	0.96

### PASSES DEFENDED

Player, TEAM	Cl	G	Brup	Int	Total	Avg/G
1. Jordan Poyer, OSU	Jr.	12	12	4	16	1.33
2. Trevin Wade, ARIZ	Sr.	12	13	2	15	1.25
3. Desmond Trufant, WASH	Jr.	13	14	2	16	1.23
4. Marc Anthony, CAL	Jr.	11	12	1	13	1.18
5. Steve Williams, CAL	So.	13	11	2	13	1.00

### FUMBLES FORCED

Player, TEAM	Cl	G	No.	Avg/G
1. Scott Crichton, OSU	Fr.	12	6	0.50
2. Chase Thomas, STAN	Jr.	13	5	0.38
3. Trevor Reilly, UTAH	So.	13	4	0.31
Colin Parker, ASU	Sr.	13	4	0.31
5. Nick Perry, USC	Jr.	12	3	0.25
Chidera Uzo-Diribe, COLO	So.	12	3	0.25
9. Cecil Whiteside, CAL	Fr.	10	2	0.20

### FUMBLES RECOVERED

Player, TEAM	Cl	G	No.	Avg/G
1. Dylan Wynn, OSU	Fr.	12	5	0.42
2. Brandon Hanna, ORE	Sr.	14	3	0.21
3. C.J. Mizell, WSU	So.	10	2	0.20
4. Jawanza Starling, USC	Jr.	11	2	0.18
Michael Clay, ORE	Jr.	11	2	0.18
9. Sean Cattouse, CAL	Sr.	13	2	0.15

Listings include only the top five plus players in the category and all Cal players in the top 10; listings are of only categories in which Cal has an individual in the top 10

## GAME SUMMARIES 1-2

## CAL 36, FRESNO STATE 21

September 3, 2011 • TV: CSN California • Attendance: 31,563



SAN FRANCISCO – The California defense harassed Derek Carr and the Fresno State offense all game to win their season opener, 36-21, over the Bulldogs in the Battle By the Bay at Candlestick Park.

While Cal was in control after scoring three touchdowns in the first quarter, it was a defensive score that put the game away in the third.

Linebacker Cecil Whiteside came off the edge and got to Carr before he could get rid of the ball. He knocked it out of Carr's hand and the ball fell right to Trevor Guyton, who ran it back 22 yards for his first-career touchdown that made it 33-14.

Cal fared much better with its new quarterback. Transfer (Buffalo) Zach Maynard threw an interception in his first pass, but bounced back to throw for 266 yards and connect with Marvin Jones on two touchdown passes.

Isi Sofele ran for 83 yards and two touchdowns, Jones had 118 yards receiving and Keenan Allen caught eight passes from his half-brother for 112 yards to give the Bears an emphatic start to the season a year after posting a losing record.

Maynard completed 16 of his 35 pass attempts and had a knack for the big play.

Maynard's mobility helped him win the job, and he showed it off with a couple of long runs, including a 48-yarder on Cal's opening drive of the second half that set up his second TD throw. The 23-yarder to Jones made it 26-14.

Score by Quarters	1	2	3	4	Score
Fresno State	7	7	0	7	21
Cal	19	0	14	3	36

## SCORING SUMMARY

Qtr	Time	Scoring Play, Drive	V-H
1st	13:16	FS – Rouse, Robbie 9 yd run (Goessling kick) 3-16 1:25	7-0
	8:24	Cal – Sofele, Isi 1 yd run (Tavecchio kick blocked) 12-67 4:47	7-6
	5:45	Cal – Sofele, Isi 39 yd run (Tavecchio kick blocked) 4-65 1:22	7-12
	1:31	Cal – Jones 42 yd pass from Maynard (Tavecchio, kick) 6-92 2:47	7-19
2nd	4:16	FS – Wilson 0 yd fumble recovery (Goessling kick)	14-19
3rd	9:17	Cal – Jones 23 yd pass from Maynard (Tavecchio kick) 6-91 3:20	14-26
	4:21	Cal – Guyton 19 yd fumble recovery (Tavecchio kick)	14-33
4th	8:16	Cal – Tavecchio 40 yd field goal 7-20 2:11	14-36
	3:29	FS – Dilihunt 7 yd pass from Carr (Goessling kick) 10-64 4:34	21-36

## TEAM STATISTICS

	FS	Cal
FIRST DOWNS	11	18
NET YARDS RUSHING	68	151
NET YARDS PASSING	150	166
Completions-Attempts-Int	21-33-1	16-35-1
TOTAL OFFENSE YARDS	218	417
Total Offense Plays	58	70
Average Gain Per Play	3.8	6.0
Fumbles: Number-Lost	1-1	2-1
Penalties: Number-Yards	9-75	11-90
PUNTS-YARDS	8-296	6-213
Average Yards Per Punt	37.0	35.5
KICKOFFS-YARDS	3-192	7-406
Punt Returns: Number-Yards-TD	3-14-0	3-7-0
Kickoff Returns: Number-Yards-TD	7-124-0	3-61-0
Interceptions: Number-Yards-TD	1-0-0	1-0-0
Fumble Returns: Number-Yards-TD	0-0-1	1-19-1
Miscellaneous Yards	0	0
Possession Time	29:22	30:38
Third-Down Conversions	2 of 14	7 of 16
Fourth-Down Conversions	1 of 2	1 of 2
Red-Zone Scores-Chances	2-3	1-2
Touchdowns	2-3	1-2
Field Goals	0-3	0-2
Sacks By: Number-Yards	2-17	6-30
PAT Kicks	3-3	3-5
Field Goals	0-1	1-1

## INDIVIDUAL STAT LEADERS

## Fresno State

Rushing (Rush, Yds TD): Rouse 17-86-1, Wylie 1-17, Ellis 1-(-2)

Passing (C-A-I-Yds-TD): Carr (21-33-1-150-1)

Receiving (Rec, Yds TD): Wylie 5-75, Evans 5-15, Burse 4-(-7), Dilihunt 3-22-1

Defense (Tackles Big Plays): Smith 8-TFL-PBU, Brown 8, Jones 7-TFL-INT-PBU, Dennis 6

## Cal

Rushing (Rush, Yds TD): Sofele 24-88-2, Maynard 6-52, Anderson 2-10, Kapp 1-2

Passing (C-A-I-Yds-TD): Maynard (16-35-1-266-2)

Receiving (Rec-Yds TD): Allen 8-112, Jones 5-118-2, Miller 2-32, Calvin 1-4

Defense (Tackles Big Plays): Kendrick 9-Sack-2.5-TFL-PBU, Holt 8-TFL, Campbell 5-TFL, Anthony 5-PBU

## CAL 36, AT COLORADO 33 (OT)

September 10, 2011 • TV: CSN California • Attendance: 49,532



BOULDER – Keenan Allen hauled in a 5-yard TD pass in overtime from his half brother, Zach Maynard, lifting California to a thrilling 36-33 win over Colorado.

Maynard lofted a pass into the corner for Allen, who easily beat Colorado defensive back Parker Orms to set off a wild celebration by the Bears near the goal line.

The catch by Allen came moments after Will Oliver connected on a 22-yard field goal in overtime for Colorado.

Tight end Anthony Miller caught two of Maynard's four TD passes, and C.J. Anderson scored on a 19-yard scamper in the fourth quarter.

The Bears faced a first-and-30 at the CU 35 in overtime, but Maynard completed a pass to Allen for 32 yards near the goal line. Two plays later, the tandem hooked up again for the game winner.

Following two touchdowns from Colorado's Paul Richardson, Anderson's TD gave the Bears the lead back with 9:55 remaining, Cal cornerback Steve Williams found a way to bottle up Paul Richardson, knocking down two crucial passes late in the contest.

After a Colorado first-quarter field goal, Maynard marched the Bears down the field and hit fullback Nico Dumont for a 2-yard score on the first touch of Dumont's career.

Score by Quarters	1	2	3	4	OT	Score
Cal	0	16	7	7	6	33
Colorado	3	3	14	10	3	36

## SCORING SUMMARY

Qtr	Time	Scoring Play, Drive	V-H
1st	2:51	CU – Oliver 27 yd field goal, 6-50 2:15	0-3
2nd	14:14	Cal – Dumont 2 yd pass from Maynard (Tavecchio kick blocked) 10-81 3:33	6-3
	9:21	Cal – Tavecchio 39 yd field goal 7-52 2:22	9-3
	4:18	CU – Oliver 52 yd field goal 11-46 5:03	9-6
	1:13	Cal – Miller 7 yd pass from Maynard (Tavecchio kick) 7-62 2:49	16-6
3rd	10:30	CU – Deehan 37 yd pass from Hansen (Oliver kick) 10-80 4:30	16-13
	4:28	Cal – Miller 20 yd pass from Maynard (Tavecchio kick) 4-35 1:52	23-13
	1:41	CU – Richardson 66 yd pass from Hansen (Oliver kick) 6-86 2:41	23-20
4th	14:48	CU – Richardson 78 yd pass from Hansen (Oliver kick) 2-78 0:52	23-27
	9:55	Cal – Anderson 19 yd run (Tavecchio kick) 11-80 4:53	30-27
	:30	CU – Oliver 32 yd field goal, 16-70 6:40	30-30
OT	15:00	CU – Oliver 22 yd field goal, 6-20 0:00	30-33
	15:00	Cal – Allen 5 yd pass from Maynard, 6-25 0:00	36-33

## TEAM STATISTICS

	Cal	CU
FIRST DOWNS	22	25
NET YARDS RUSHING	100	108
NET YARDS PASSING	270	474
Completions-Attempts-Int	19-36-1	28-50-0
TOTAL OFFENSE YARDS	370	582
Total Offense Plays	67	82
Average Gain Per Play	5.5	7.1
Fumbles: Number-Lost	2-0	1-0
Penalties: Number-Yards	5-50	12-98
PUNTS-YARDS	4-204	2-94
Average Yards Per Punt	51.0	47.0
KICKOFFS-YARDS	6-420	7-438
Punt Returns: Number-Yards-TD	0-0-0	1-4-0
Kickoff Returns: Number-Yards-TD	5-97-0	2-34-0
Interceptions: Number-Yards-TD	0-0-0	1-0-0
Fumble Returns: Number-Yards-TD	0-0-0	0-0-0
Miscellaneous Yards	0	0
Possession Time	26:28	33:32
Third-Down Conversions	7 of 13	6 of 17
Fourth-Down Conversions	0-0	2 of 3
Red-Zone Scores-Chances	6-6	3-4
Touchdowns	5-6	0-4
Field Goals	1-6	3-4
Sacks By: Number-Yards	0-0	3-28
PAT Kicks	3-4	3-3
Field Goals	1-1	4-4

## INDIVIDUAL STAT LEADERS

## Cal

Rushing (Rush, Yds TD): Sofele (20-84-0), Anderson (4-33-1)

Passing (C-A-I-Yds-TD): Maynard (18-35-1-243-4)

Receiving (Rec, Yds TD): Allen (6-104-1), Jones (5-55-0), Calvin (3-42-0), Miller (2-27-2)

Defense (Tackles Big Plays): Holt (9), Kendrick (8, TFL (-5), Cattouse (6), Hill (6), Campbell (5, PBU)

## Colorado

Rushing (Rush, Yds TD): Stewart (24-73-0), Hansen (7-26-0)

Passing (C-A-I-Yds-TD): Hansen (28-49-0-474-3)

Receiving (Rec-Yds TD): Richardson (11-284-2), Stewart (7-86), Deehan (3-53-1)

Defense (Tackles Big Plays): Rippy (8.5, TFL (-8), Sack (-7) QBH), Orms (7, Sack (-8), PBU), Major (6, INT)



# GAME SUMMARIES 3-4

## AT CAL 63, PRESBYTERIAN 12

September 17, 2011 • TV: None • Attendance: 33,952



SAN FRANCISCO – Zach Maynard threw for 215 yards and three touchdowns, and California made Jeff Tedford the program's winningest coach with a 63-12 romp over.

Isi Sofele ran for a career-high 110 yards and two touchdowns and Brendan Bigelow returned a kick 88 yards for a score to give Tedford his 75th victory.

On Cal's second drive, C.J. Anderson rushed for a 9-yard touchdown through the infield dirt to cap a three-play, 50-yard drive that gave the Bears a 7-0 lead.

Sean Cattouse followed with an interception on a pass by Presbyterian's Ryan Singer. Two plays later, Sofele powered his way into the end zone from a yard out to put Cal ahead 14-0.

Cattouse leaped up to snag his second interception – the seventh of his career – near the Bears sideline early in the second quarter. Three players later, Marvin Jones sprinted across the field on a crossing pattern and slipped past two defenders for a 51-yard touchdown that extended Cal's lead to 28-0.

The Bears quickly drove 55 yards on five plays highlighted by Keenan Allen's 21-yard touchdown catch from Maynard just before the break. Bigelow returned the opening kickoff in the second half for an 88-yard touchdown that put the Bears ahead 49-12.

Score by Quarters	1	2	3	4	Score
Presbyterian	0	12	0	0	12
Cal	14	28	21	0	63

### SCORING SUMMARY

Qtr	Time	Scoring Play, Drive	V-H
1st	5:56	Cal – Anderson 9 yd run (Tavecchio kick) 4-50 1:32	0 - 7
	4:23	Cal – Sofele 1 yd run (Tavecchio kick) 2-4 0:44	0 - 14
2nd	13:24	Cal – Sofele 3 yd run (Tavecchio kick) 11-55 4:34	0 - 21
	12:08	Cal – Jones 51 yd pass from Maynard (Tavecchio kick) 3-51 0:21	0 - 28
	7:28	PC – Bethel 17 yd blocked punt return	6 - 28
	5:48	Cal – Hagan 16 yd pass from Maynard (Tavecchio kick) 4-53 1:35	6 - 35
	3:03	PC – Bethel 29 yd interception return (Overholt pass failed)	12 - 35
	1:22	Cal – Allen 21 yd pass from Maynard (Tavecchio kick) 5-55 1:37	12 - 42
3rd	14:48	Cal – Bigelow 88 yd kickoff return (Tavecchio kick)	12 - 49
	7:50	Cal – DeBoskie-Johnson 6 yd run (Tavecchio kick) 11-81 4:55	12 - 56
	0:39	Cal – Yarnway 7 yd run (Tavecchio kick) 11-85 5:49	12 - 63

### TEAM STATISTICS

	PC	Cal
FIRST DOWNS	3	27
NET YARDS RUSHING	20	285
NET YARDS PASSING	28	296
Completions-Attempts-Int	6-20-2	20-37-1
TOTAL OFFENSE YARDS	48	581
Total Offense Plays	46	89
Average Gain Per Play	1.0	6.5
Fumbles: Number-Lost	0-0	0-0
Penalties: Number-Yards	8-84	10-94
PUNTS-YARDS	9-487	2-98
Average Yards Per Punt	54.1	49.0
KICKOFFS-YARDS	3-84	10-527
Punt Returns: Number-Yards-TD	1-41-1	4-16-0
Kickoff Returns: Number-Yards-TD	9-118-0	3-118-1
Interceptions: Number-Yards-TD	1-29-1	2-20-0
Fumble Returns: Number-Yards-TD	0-0-0	0-0-0
Miscellaneous Yards	0	0
Possession Time	19:37	40:23
Third-Down Conversions	1 of 12	5 of 13
Fourth-Down Conversions	0 of 1	3 of 5
Red-Zone Scores-Chances	0-0	6-6
Touchdowns	0-0	6-6
Field Goals	0-0	0-6
Sacks By: Number-Yards	0-0	5-27
PAT Kicks	0-0	9-9
Field Goals	0-0	0-0

### INDIVIDUAL STAT LEADERS

#### Presbyterian


Rushing (Rush, Yds TD): Rouse (7-23-0), Byrd (8-15-0)  
 Passing (C-A-I-Yds-TD): Singer (4-14-2-23-0)  
 Receiving (Rec, Yds TD): McKie (1-10-0), Gilkey (1-8-0), Bailey (1-8-0)  
 Defense (Tackles Big Plays): Bethel (9, INT (29), PBU, BLK), Byrd (8), Williams (8), Wideman (8)

#### Cal

Rushing (Rush, Yds TD): Sofele (18-110-2), Anderson (6-45-1), DeBoskie-Johnson (5-39-1), Yarnway (11-36-1)  
 Passing (C-A-I-Yds-TD): Maynard (15-25-1-215-3), Bridgford (4-10-0-76-0)  
 Receiving (Rec-Yds TD): Jones (7-123-1), Allen (6-85-1), Hagan (1-16-1)  
 Defense (Tackles Big Plays): Holt (6, PBU, QBH), Coleman (4, Sack (4), TFL (3-8), McClure (4, TFL (0.5-3), Jilil (4, Sack (0.5-4)

## AT WASHINGTON 31, CAL 23

September 24, 2011 • TV: FSN/CSN Bay Area • Attendance: 60,437



SEATTLE – Despite garnering the longest pass play in school history, California lost its first game of the season to Washington, 31-23.

Zach Maynard found Keenan Allen wide open on a busted coverage running straight down the hash marks early in the first quarter. Allen broke an attempted tackle and tumbled into the end zone for a 90-yard touchdown to give Cal an early 7-0 lead. The scoring toss was the longest reception in school history.

Down 31-23, on the game's final drive, Maynard converted on three straight third downs to move Cal into Washington territory. Maynard connected with Allen for 19 yards down to the Washington 2-yard line.

An incompletion and a pair of runs left Cal facing fourth down from the 2-yard line. Maynard's fourth-down pass for Allen sailed high and out of the end zone.

After a 29-yard field goal by Giorgio Tavecchio, Keith Price connected with Kevin Smith for 12 yards on a long third down. Five plays later, Price connected for a 20-yard touchdown strike to take a 21-10 lead.

Tavecchio connected from 36-yards out to pull within eight and California got the ball right back after Price fumbled on the first play of Washington's next drive. Maynard completed passes of 17 yards to Allen and 15 yards to Covaughn DeBoskie-Johnson to get inside the Washington 5-yard line.

Score by Quarters	1	2	3	4	Score
Cal	7	13	3	0	23
Washington	14	7	3	7	31

### SCORING SUMMARY

Qtr	Time	Scoring Play, Drive	V-H
1st	10:00	Cal – Allen 90 yd pass from Maynard (Tavecchio kick) 4-91 2:00	7-0
	8:39	Wash – Seferian 20 yd pass from Price (Folk kick) 3-66 1:12	7-7
	3:30	Wash – Polk 2 yd run (Folk kick) 8-65 3:54	7-14
2nd	12:57	Cal – Tavecchio 29 yd field goal 13-68 5:26	10-14
	8:51	Wash – Seferian 20 yd pass from Price (Folk kick) 9-78 3:59	10-21
	5:13	Cal – Tavecchio 36 yd field goal, 10-53 3:30	13-21
	1:20	Cal – Anderson 1 yd run (Tavecchio kick) 8-43 3:31	20-21
3rd	7:51	Cal – Tavecchio 25 yd field goal 13-80 7:03	23-21
	2:06	Wash – Folk 40 yd field goal 11-21 5:35	23-24
4th	12:13	Wash – Polk 70 yd pass from Price (Folk kick) 5-80 2:47	23-31

### TEAM STATISTICS

	Cal	Wash
FIRST DOWNS	24	21
NET YARDS RUSHING	108	117
NET YARDS PASSING	349	292
Completions-Attempts-Int	23-43-0	19-25-0
TOTAL OFFENSE YARDS	457	409
Total Offense Plays	76	59
Average Gain Per Play	6.0	6.9
Fumbles: Number-Lost	3-0	2-2
Penalties: Number-Yards	7-62	7-75
PUNTS-YARDS	3-149	2-78
Average Yards Per Punt	49.7	39.0
KICKOFFS-YARDS	6-378	6-403
Punt Returns: Number-Yards-TD	0-0-0	2-15-0
Kickoff Returns: Number-Yards-TD	5-93-0	5-143-0
Interceptions: Number-Yards-TD	0-0-0	0-0-0
Fumble Returns: Number-Yards-TD	0-0-0	0-0-0
Miscellaneous Yards	0	0
Possession Time	32:21	27:39
Third-Down Conversions	7 of 17	6 of 11
Fourth-Down Conversions	2 of 4	1 of 1
Red-Zone Scores-Chances	4-5	4-4
Touchdowns	1-5	3-4
Field Goals	3-5	1-4
Sacks By: Number-Yards	2-10	1-7
PAT Kicks	2-2	4-4
Field Goals	3-3	1-2

### INDIVIDUAL STAT LEADERS

#### Cal

Rushing (Rush, Yds TD): Sofele (17-98-0), Allen (2-20-0), Anderson (7-9-1)  
 Passing (C-A-I-Yds-TD): Maynard (23-43-0-349-1)  
 Receiving (Rec-Yds TD): Allen (10-197-1), Jones (6-79-0), Sofele (2-29-0)  
 Defense (Tackles Big Plays): Kendricks (14, FR), Cattouse (7, FR), Holt (6, TFL (-2))

#### Washington

Rushing (Rush, Yds TD): Polk (20-60-1), Price (7-21-0), Sankey (2-16-0)  
 Passing (C-A-I-Yds-TD): Price (19-25-0-292-3)  
 Receiving (Rec-Yds TD): Polk (4-85-1), Seferian (4-54-2), Kearse (3-23-0)  
 Defense (Tackles Big Plays): Dennison (11, 1.5 TFL (-2), 2 PBU), Thompson (6), Parker (6), Glenn (6, TFL (-1))



## GAME SUMMARIES 5-6

## AT OREGON 43, CAL 15

October 6, 2011 • TV: ESPN/ESPN3D • Attendance: 58,796



EUGENE – Cal fell to No. 9 Oregon, 43-15. Isi Sofele was solid for the Golden Bears rushing for 119 yards, averaging 9.9 yards per carry. Keenan Allen had 9 catches for 170 yards and a touchdown.

Giorgio Tavecchio made three field goals - including a career-best 54-yarder - for Cal, which led 15-14 at the half. Cal took a 3-0 lead on Tavecchio's 27-yard field goal on the first series of the game, but LaMichael James answered with a 53-yard dash for a score.

Tavecchio added another field goal, this time a 38-yarder, to make it 7-6, but Oregon extended its lead on De'Anthony Thomas' 17-yard touchdown run late in the first quarter.

Tavecchio's career-long 54-yard field goal cut it to 14-9.

The Bears stopped Oregon on a fourth down on their own 41. Quarterback Zach Maynard led an efficient march that was capped by his 12-yard touchdown pass to Kennan Allen that gave the Bears a 15-14 lead.

After the half, Oregon quickly regained the lead with Darron Thomas' 23-yard pass to De'Anthony Thomas. The Ducks extended it on Kenjon Barner's 68-yard touchdown run and Darron Thomas completed a pass to De'Anthony Thomas for the 2-point conversion.

The Ducks added one more score in the fourth quarter to put the game away.

Score by Quarters	1	2	3	4	Score
Cal	6	9	0	0	15
Oregon	14	0	22	7	43

## SCORING SUMMARY

Qtr	Time	Scoring Play, Drive	V-H
1st	10:30	Cal – Tavecchio 27 yd field goal, 11-66 4:30	3-0
	10:00	Ore – James 53 yd run (Maldonado kick) 2-64 0:30	3-7
	8:27	Cal – Tavecchio 38 yd field goal, 6-44 1:33	6-7
	2:22	Ore – Thomas, De. 17 yd run (Maldonado kick) 8-70 2:41	6-14
2nd	9:40	Cal – Tavecchio 54 yd field goal, 7-28 2:11	9-14
	6:05	Cal – Allen 12 yd pass from Maynard (Maynard pass failed) 6-59 2:19	15-14
3rd	9:59	Ore – Thomas, De. 23 yd pass from Thomas (Maldonado kick) 13-88 5:01	15-21
	6:38	Ore – Barner 68 yd run (Thomas pass from Thomas) 3-86 0:51	15-29
	2:18	Ore – Thomas, De. 21 yd pass from Thomas (Maldonado kick), 7-61 3:10	15-36
4th	14:06	Ore – Tuinei 3 yd pass from Thomas (Maldonado kick) 4-59 1:02	15-43

## TEAM STATISTICS

	Cal	Ore
FIRST DOWNS	25	26
NET YARDS RUSHING	144	365
NET YARDS PASSING	321	198
Completions-Attempts-Int	28-60-0	13-25-1
TOTAL OFFENSE YARDS	465	563
Total Offense Plays	87	76
Average Gain Per Play	5.3	7.4
Fumbles: Number-Lost	1-0	1-0
Penalties: Number-Yards	7-60	11-91
PUNTS-YARDS	6-268	5-211
Average Yards Per Punt	44.7	44.2
KICKOFFS-YARDS	5-303	7-436
Punt Returns: Number-Yards-TD	1-10-0	3-15-0
Kickoff Returns: Number-Yards-TD	7-99-0	5-87-0
Interceptions: Number-Yards-TD	1-29-0	0-0-0
Fumble Returns: Number-Yards-TD	0-0-0	0-0-0
Miscellaneous Yards	0	0
Possession Time	32:23	27:37
Third-Down Conversions	5 of 17	8 of 15
Fourth-Down Conversions	0 of 3	1 of 2
Red-Zone Scores-Chances	3-4	3-3
Touchdowns	1-4	3-3
Field Goals	2-4	0-3
Sacks By: Number-Yards	1-10	2-18
PAT Kicks	0-0	5-5
Field Goals	3-4	0-1

## INDIVIDUAL STAT LEADERS

## Cal

Rushing (Rush, Yds TD): Sofele (12-119-0), Anderson (8-29-0), Kapp (2-6-0)  
 Passing (C-A-I-Yds-TD): Maynard (20-41-0-218-1)  
 Receiving (Rec-Yds TD): Allen (9-170-1), Jones (6-66-0), Hagan (4-30-0), Miller (4-3-0), Calvin (3-36-0)  
 Defense (Tackles Big Plays): Holt (9), Hill (8), Owusu (7, 2 TFL -12), FF, PBU, Sack (-10), Kendrick (6, PBU), McCain (6, TFL -1), Cattouse (6, TFL -3)

## Oregon

Rushing (Rush, Yds TD): James (30-239-1), Barner (10-89-1), Carson (6-19-0)  
 Passing (C-A-I-Yds-TD): Thomas (13-25-1-198-3)  
 Receiving (Rec-Yds TD): De. Thomas (6-114-2), Huff (3-54-0), Tuinei (2-13-1)  
 Defense (Tackles Big Plays): Boyett (7, TFL -1), PBU, BLK), Patterson (6, 2 PBU, QBH), Jordan (6, 2 TFL -8), Pleasant (5, PBU), Mitchell (5, PBU)

## USC 30, AT CAL 9

October 13, 2011 • TV: ESPN/ESPN3D • Attendance: 44,043



SAN FRANCISCO – The Trojans kept Cal off the scoreboard until late in the third quarter, and the Bears struggled with turnovers in their eighth straight loss in the series against USC, 30-9.

Zach Maynard threw for 294 yards and ran for a touchdown and his half-brother, Keenan Allen, had a career-high 13 catches for 160 yards.

Cal was behind 23-0 early in the third quarter before the offense finally got going, with Maynard leading the Bears to a 27-yard Giorgio Tavecchio field goal and then scoring on a 3-yard run with 6 seconds left in the third to cut it to 23-9.

Cal's defense did a decent job defending Matt Barkley and the Trojans' high-powered offense but USC took advantage of short fields for its scores.

USC broke the game open with 17 points in the second quarter, getting a 39-yard TD catch, a field goal after Chris Galippo intercepted Maynard's pass deep in Cal territory and a 7-yard TD pass from Barkley to Brandon Carswell after punter Bryan Anger was stopped on a fake that made it 20-0.

Barkley completed 19 of 35 passes for a season-low 195 yards. Robert Woods, the nation's top receiver, was held to five catches for 36 yards.

Cal's only sustained drive of the first half ended in the final minute when Maynard threw into triple coverage and was intercepted in the end zone by Dion Bailey.

Score by Quarters	1	2	3	4	Score
USC	3	17	3	7	30
Cal	0	0	9	0	9

## SCORING SUMMARY

Qtr	Time	Scoring Play, Drive	V-H
1st	6:01	USC – Heidari 39 yd field goal, 4-8 1:33	3-0
2nd	7:36	USC – Lee 39 yd pass from Barkley (Heidari kick) 6-80 3:04	10-0
	5:13	USC – Heidari 29 yd field goal, 4-8 1:30	13-0
	2:46	USC – Carswell 7 yd pass from Barkley (Heidari kick) 5-37 1:46	20-0
3rd	8:04	USC – Heidari 23 yd field goal, 15-66 6:49	23-0
	4:07	Cal – Tavecchio 27 yd field goal, 9-60 3:51	23-3
	0:06	Cal – Maynard 3 yd run (kick failed), 6-55 2:34	23-9
4th	5:14	USC – McNeal 2 yd run (Heidari kick) 2-9 0:36	30-9

## TEAM STATISTICS

	USC	Cal
FIRST DOWNS	18	18
NET YARDS RUSHING	118	35
NET YARDS PASSING	195	294
Completions-Attempts-Int	19-35-0	25-43-3
TOTAL OFFENSE YARDS	313	329
Total Offense Plays	69	72
Average Gain Per Play	4.3	4.8
Fumbles: Number-Lost	2-2	4-2
Penalties: Number-Yards	5-30	7-68
PUNTS-YARDS	5-210	4-171
Average Yards Per Punt	42.0	42.8
KICKOFFS-YARDS	7-345	3-199
Punt Returns: Number-Yards-TD	1-8-0	2-42-0
Kickoff Returns: Number-Yards-TD	3-62-0	6-112-0
Interceptions: Number-Yards-TD	3-19-0	0-0-0
Fumble Returns: Number-Yards-TD	0-0-0	0-0-0
Miscellaneous Yards	0	0
Possession Time	32:03	27:57
Third-Down Conversions	6 of 15	6 of 15
Fourth-Down Conversions	0 of 1	0 of 3
Red-Zone Scores-Chances	4-5	2-3
Touchdowns	2-5	1-3
Field Goals	2-5	1-3
Sacks By: Number-Yards	3-30	0-0
PAT Kicks	3-3	0-1
Field Goals	3-3	1-1

## INDIVIDUAL STAT LEADERS

## USC

Rushing (Rush, Yds TD): McNeal (17-86-1), Tyler (11-30-0)  
 Passing (C-A-I-Yds-TD): Barkley (19-35-0-195-2)  
 Receiving (Rec-Yds TD): Woods (5-46-0), Lee (4-81-1), Telfer (2-12-0), Carswell (2-12-1)  
 Defense (Tackles Big Plays): Bailey (8, 2 INT, FR), Starling (7, TFL -5), FF), Robey (6, 2 PBU)

## Cal

Rushing (Rush, Yds TD): Sofele (12-44-0), Anders (2-5-0), Maynard (9-5-1)  
 Passing (C-A-I-Yds-TD): Maynard (25-43-3-294-0)  
 Receiving (Rec-Yds TD): Allen (13-160-0), Jones (6-89-0), Calvin (3-21-0)  
 Defense (Tackles Big Plays): Kendrick (10, TFL -1), Campbell (8, TFL -4), Guyton (8, FR), Cattouse (8)

## GAME SUMMARIES 7-8

## AT CAL 34, UTAH 10

Oct. 22, 2011 • TV: CSNBA/KJZZ • Attendance: 35,182



SAN FRANCISCO – Zach Maynard threw for one touchdown and ran for another and California's defense completely shut down Utah's offense to help the Golden Bears get their first Pac-12 win of the season, 34-10, over the Utes.

Isi Sofele ran for 84 yards and a score, Keenan Allen caught a TD pass and Josh Hill returned an interception 32 yards for a score as the Bears controlled the entire game.

Utah had just 58 yards of offense in the first three quarters.

Maynard completed 19 of 29 for 255 yards. Allen had eight catches for 78 yards. Allen secured his 100th career reception with his second catch of the day. Earlier in the campaign, Allen equaled DeSean Jackson as the fastest Golden Bear to reach 1,000 career receiving yards when he accomplished the feat in his 16th career game at Cal, which Jackson also did in 2006.

Cal scored 20 points in the second quarter to seize control of the game. After the defense came up with another three-and-out to start the third quarter, Maynard capped an 87-yard drive with a 4-yard keeper that made it 27-0.

Sofele's five-yard run early in the second quarter got the Bears on the scoreboard. Aaron Tipoti then forced a fumble with a hard hit on Hays on the next play from scrimmage, setting up the first of Giorgio Tavecchio's two first-half field goals.

Late in the second quarter, Mychal Kendricks intercepted Jon Hays and returned the ball 32 yards to the Utah 42. Maynard threw a 30-yard pass to Marvin Jones and then Allen took a short pass and ran in for a 12-yard touchdown with 27 seconds left in the half.

Score by Quarters	1	2	3	4	Score
Utah	0	0	0	10	10
Cal	0	20	7	7	34

## SCORING SUMMARY

Qtr	Time	Scoring Play, Drive	V-H
2nd	13:42	Cal – Sofele 5 yd run (Tavecchio, kick) 12-77 5:24	0-7
	9:24	Cal – Tavecchio, 35 yd field goal, 9-9 4:06	0-10
	1:12	Cal – Tavecchio, 37 yd field goal, 6-31 1:24	0-13
	0:27	Cal – Allen 12 yd pass from Maynard (Tavecchio kick) 2-42 0:15	0-20
3rd	8:02	Cal – Maynard 4 yd run (Tavecchio kick) 11-87 4:46	0-27
4th	14:51	Cal – Hill 32 yd interception return (Tavecchio kick)	0-34
	11:16	Utah – Petersen 36 yd field goal, 7-43 3:26	3-34
	1:06	Utah – White 14 yd run (Petersen kick) 6-64 2:40	10-34

## TEAM STATISTICS

	Utah	Cal
FIRST DOWNS	11	21
NET YARDS RUSHING	13	129
NET YARDS PASSING	165	255
Completions-Attempts-Int	12-24-3	19-29-0
TOTAL OFFENSE YARDS	178	384
Total Offense Plays	50	71
Average Gain Per Play	3.6	5.4
Fumbles: Number Lost	2-1	0-0
Penalties: Number-Yards	3-25	8-90
PUNTS-YARDS	6-273	5-231
Average Yards Per Punt	45.5	46.2
KICKOFFS-YARDS	3-192	7-439
Punt Returns: Number-Yards-TD	3-18-0	2-0-0
Kickoff Returns: Number-Yards-TD	6-159-0	3-46-0
Interceptions: Number-Yards-TD	0-0-0	3-72-1
Fumble Returns: Number-Yards-TD	0-0-0	0-0-0
Miscellaneous Yards	0	0
Possession Time	24:59	35:01
Third-Down Conversions	4 of 12	8 of 16
Fourth-Down Conversions	1 of 1	0 of 0
Red-Zone Scores-Chances	2-2	5-6
Touchdowns	1-2	3-6
Field Goals	1-2	2-6
Sacks By: Number-Yards	2-6	5-16
PAT Kicks	1-1	4-4
Field Goals	1-1	2-3

## INDIVIDUAL STAT LEADERS

## Utah


Rushing (Rush, Yds TD): White (15-39-1), Robles (2-2-0)  
 Passing (C-A-I-Yds-TD): Hayes (11-22-3-148-0)  
 Receiving (Rec-Yds TD): Scott (2-39-0), Dunn (2-27-0), Anderson (2-17-0)  
 Defense (Tackles Big Plays): Blechen (10, 2 TFL, BLK), Walker (8), Lee (7)

## Cal

Rushing (Rush, Yds TD): Sofele (26-84-1), Maynard (10-36-1), Anderson (3-13-0)  
 Passing (C-A-I-Yds-TD): Maynard (19-29-0-255-1)  
 Receiving (Rec-Yds TD): Allen (8-78-1), Jones (5-69-0), Calvin (4-49-0)  
 Defense (Tackles Big Plays): Holt (9, TFL), Moncrease (5), Wilkerson (5, 2.5 Sacks, 3.5 TFL), Owusu (4, Sack, 2 TFL), Tipoti (4, Sack, FF)

## AT UCLA 31, CAL 14

Oct. 29, 2011 • TV: CSNBA/Prime Ticket • Attendance: 55,604



PASADENA – Freshman safety Tevin McDonald made the first three interceptions of his college career, Derrick Coleman scored three touchdowns, and UCLA beat Cal, 31-14.

The Golden Bears committed five turnovers, four on interceptions thrown by Zach Maynard.

The Bears held the lead 7-0 midway through the second quarter, after Isi Sofele scored on a 1-yard run in the first quarter. But the Bruins rattled off 17-straight points to hold a 17-7 lead at half.

C.J. Anderson punched in a 1-yard touchdown for Cal less than two minutes into the third quarter to bring the Bears within three, but they could get no closer.

D.J. Campbell paced Cal on defense with a career-high 11 tackles and his second fumble recovery in as many games. Campbell picked up the fumble when UCLA muffed a punt at the outset of the second half. The fumble recovery preceded Anderson's touchdown to pull the Bears within three.

Anthony Miller stepped up big for the Bears, producing a career-high-tying five catches for a season-high 67 yards.

Cal's All-American candidate Keenan Allen once again led the Bears in receiving with seven receptions for 83 yards. He also had one rush for 12 yards.

Bryan Anger booted a season-high punt for the third consecutive game with 64-yarder in the first quarter, the first of his five punts on the day. He also had three punts of 50 or more yards. Anger also placed three punts inside the 20.

Score by Quarters	1	2	3	4	Score
Cal	7	0	7	0	14
UCLA	0	17	0	14	31

## SCORING SUMMARY

Qtr	Time	Scoring Play, Drive	V-H
1st	6:20	Cal – Sofele 1 yd run (Tavecchio, kick), 5-30 2:29	7-0
2nd	6:37	UCLA – Franklin, 11 yd run (Gonzalez kick), 7-64 4:01	7-7
	3:18	UCLA – Gonzalez, 32 yd field goal, 4-0 1:24	7-10
	1:56	UCLA – Coleman 2 yd run (Gonzalez kick), 4-19 1:17	7-17
3rd	13:05	Cal – Anderson 1 yd run (Tavecchio kick), 2-15 0:41	14-17
4th	12:45	UCLA – Coleman 20 yd run (Gonzalez kick), 1-20 0:06	14-24
	4:53	UCLA – Coleman 24 yd run (Gonzalez kick), 9-83 5:17	14-31

## TEAM STATISTICS

	Cal	UCLA
FIRST DOWNS	15	21
NET YARDS RUSHING	134	294
NET YARDS PASSING	199	92
Completions-Attempts-Int	14-30-4	9-18-0
TOTAL OFFENSE YARDS	333	386
Total Offense Plays	63	70
Average Gain Per Play	5.3	5.5
Fumbles: Number Lost	1-1	2-2
Penalties: Number-Yards	5-60	4-31
PUNTS-YARDS	5-248	7-310
Average Yards Per Punt	49.6	44.3
KICKOFFS-YARDS	3-191	6-418
Punt Returns: Number-Yards-TD	3-9-0	1-3-0
Kickoff Returns: Number-Yards-TD	1-34-0	3-48-0
Interceptions: Number-Yards-TD	0-0-0	4-30-0
Fumble Returns: Number-Yards-TD	0-0-0	0-0-0
Miscellaneous Yards	0	0
Possession Time	27:03	32:57
Third-Down Conversions	2 of 12	6 of 15
Fourth-Down Conversions	1 of 2	1 of 1
Red-Zone Scores-Chances	2-3	4-5
Touchdowns	2-3	3-5
Field Goals	0-3	1-5
Sacks By: Number-Yards	2-12	3-13
PAT Kicks	2-2	4-4
Field Goals	0-1	1-1

## INDIVIDUAL STAT LEADERS

## Cal

Rushing (Rush, Yds TD): Sofele (15-74-1), Maynard (9-39-0), Anderson (4-2-1), Allen (1-12-0)  
 Passing (C-A-I-Yds-TD): Maynard (14-30-4-199-0)  
 Receiving (Rec-Yds TD): Allen (7-83-0), Miller (5-67-0)

Defense (Tackles Big Plays): Campbell (11, TFL, FR), Cattouse (10), Anthony (6, PBU), Holt (5, Sack, 1.5 TFL)

## UCLA

Rushing (Rush, Yds TD): Prince (19-163-0), Coleman (16-80-3), Franklin (13-45-1)  
 Passing (C-A-I-Yds-TD): Prince (9-18-0-92-0)

Receiving (Rec-Yds TD): Rosario (5-56-0), Rice Jr. (2-17-0)

Defense (Tackles Big Plays): McKay (6), Jones (6, 2 Sacks, 2 TFL), Kendricks (5, TFL), McDonald (3, 3 INT, PBU)

## GAME SUMMARIES 9-10

## AT CAL 30, WASHINGTON STATE 7

Nov. 5, 2011 • TV: CSNCA/ROOT • Attendance: 35,506



SAN FRANCISCO – California quarterback Zach Maynard threw for 118 yards and a touchdown, Isi Sofele ran for 138 yards and a touchdown, and Cal routed Washington State, 30-7.

Maynard hit Anthony Miller for a 19-yard touchdown pass on the first series of the game by the Golden Bears.

Quarterback Marshall Lobbestael and the Cougars faced constant pressure from the smothering Cal defense and managed only a five-yard touchdown run early in the fourth quarter by Rickey Galvin.

Will Kapp, the son of former Cal coach and Bears 1959 Rose Bowl quarterback Joe Kapp, ran 43 yards for his first career touchdown on fourth-and-1 early in the third quarter for the Bears' lone points of the second half.

Sofele carried 23 times on the way to his third 100-yard game of the season, and C.J. Anderson added a five-yard touchdown run as Cal outgained the Cougars, 411-224. Washington State managed only 22 yards in the first quarter, including four yards passing.

Keenan Allen's 29-yard catch set up Sofele's touchdown late in the first quarter and put Allen over 1,000 yards receiving, the sixth player in Cal history to do so in a season. He finished with eight receptions for 85 yards.

Giorgio Tavecchio kicked a 43-yard field goal.

Cal's attacking defense made things difficult all day for a Washington State passing game that came in ranked second in the conference, averaging 316.1 yards per game.

Score by Quarters	1	2	3	4	Score
Washington State	0	0	0	7	7
California	13	10	7	0	30

## SCORING SUMMARY

Qtr	Time	Scoring Play, Drive	V-H
1st	10:57	Cal – Miller 19 yd pass from Maynard (Tavecchio, kick) 6-66 2:29	0-7
	1:31	Cal – Sofele, 1 yd run (Tavecchio kick) 8-54 4:05	0-13
2nd	5:31	Cal – Anderson, 5 yd run 9-71 4:10	0-20
	0:56	Cal – Tavecchio 43 yd field goal, 9-53 3:51	0-23
3rd	12:16	Cal – Kapp 43 yd run (Tavecchio kick) 6-81 2:38	0-30
4th	13:38	WSU – Galvin 5 yd run (Furney kick) 4-26 1:22	7-30

## TEAM STATISTICS

	WSU	Cal
FIRST DOWNS	14	22
NET YARDS RUSHING	69	292
NET YARDS PASSING	155	123
Completions-Attempts-Int	15-37-0	11-20-0
TOTAL OFFENSE YARDS	224	415
Total Offense Plays	72	69
Average Gain Per Play	3.1	6.0
Fumbles: Number Lost	3-0	4-1
Penalties: Number-Yards	7-61	6-54
PUNTS-YARDS	7-311	4-165
Average Yards Per Punt	44.4	41.2
KICKOFFS-YARDS	2-131	6-341
Punt Returns: Number-Yards-TD	0-0-0	3-34-0
Kickoff Returns: Number-Yards-TD	6-105-0	2-40-0
Interceptions: Number-Yards-TD	0-0-0	0-0-0
Fumble Returns: Number-Yards-TD	1-9-0	0-0-0
Miscellaneous Yards	0	0
Possession Time	26:39	33:21
Third-Down Conversions	4 of 16	3 of 11
Fourth-Down Conversions	0 of 4	1 of 3
Red-Zone Scores-Chances	1-2	3-3
Touchdowns	1-2	3-3
Field Goals	0-2	0-3
Sacks By: Number-Yards	1-9	4-27
PAT Kicks	1-1	3-4
Field Goals	0-1	1-1

## INDIVIDUAL STAT LEADERS

## WSU


Rushing (Rush, Yds TD): Galvin (12-73-1), Winston (13-34-0)  
Passing (C-A-I-Yds-TD): Lobbestael (15-37-0-155-0)  
Receiving (Rec-Yds TD): Wilson (7-85-0), Galvin (3-22-0), Karstetter (2-26-0)  
Defense (Tackles Big Plays): Toomer (10, TFL), Hoffman-Ellis (9), Bucannon (8, FF), Long (7, 2 TFL, Sack)

## Cal

Rushing (Rush, Yds TD): Sofele (23-138-1), Anderson (4-51-1), Kapp (1-43-1), Manuel (7-29-0)  
Passing (C-A-I-Yds-TD): Maynard (10-17-0-118-1)  
Receiving (Rec-Yds TD): Allen (8-85-0), Jones (2-19-0), Miller (1-19-1)  
Defense (Tackles Big Plays): Campbell (8), Hill (6, PBU), Whiteside (6, 2 TFL, Sack, PBU), Kendrick (6 TFL)

## AT CAL 23, OREGON STATE 6

Nov. 12, 2011 • TV: CSNCA/ROOT • Attendance: 39,602



SAN FRANCISCO – Isi Sofele rushed for a career-high 190 yards and one touchdown, quarterback Zach Maynard threw for one score and ran for another, and California beat Oregon State, 23-6.

The win, the Golden Bears' third in four games, makes them bowl eligible after sitting out the postseason last year. It also snapped Cal's four-game losing streak to the Beavers.

Backup running back C.J. Anderson ran for 96 yards and wide receiver Michael Calvin, a fifth-year senior, caught his first career touchdown for the Bears.

Sofele, whose previous high of 138 yards was set in the previous week's win over Washington State, easily eclipsed that mark while anchoring a ground game that dominated the Beavers.

Cal outgained Oregon State, 296-27, on the ground and held the ball for more than 36 minutes while beating the Beavers for the first time since Sept. 30, 2006.

Safety D.J. Campbell intercepted a deflected pass thrown by Sean Mannion at the Bears 4-yard line to stop one drive, safety Sean Cattouse recovered a fumble at the 3 and linebacker Mychal Kendrick picked off a Mannion pass with 45 seconds left to end the Beavers' night.

After Oregon State punted and pinned the Bears at their own 9-yard line, Sofele got them out of the hole quickly with a 56-yard burst up the middle on a trap play. Sofele ran twice more for 14 yards and Maynard completed one pass and took a sack before finding Calvin for a 19-yard touchdown.

Maynard later directed a 16-play, 96-yard scoring march that just over nine minutes off the clock.

Score by Quarters	1	2	3	4	Score
Oregon State	3	3	0	0	6
California	7	7	6	3	23

## SCORING SUMMARY

Qtr	Time	Scoring Play, Drive	V-H
1st	10:45	OSU – Romaine 32 yd field goal, 8-34 4:15	3-0
	1:02	CAL – Calvin, 19 yd pass from Maynard (Tavecchio kick) 6-91 3:16	3-7
2nd	1:06	CAL – Maynard, 5 yd run (Tavecchio kick) 16-96 9:01	3-14
	0:02	OSU – Romaine 46 yd field goal, 7-43 1:00	6-14
3rd	10:01	CAL – Sofele 20 yd run (Tavecchio kick) 11-75 4:55	6-20
4th	2:23	CAL – Tavecchio 32 yd field goal, 15-82 8:58	6-23

## TEAM STATISTICS

	OSU	Cal
FIRST DOWNS	18	24
NET YARDS RUSHING	31	296
NET YARDS PASSING	239	128
Completions-Attempts-Int	26-40-2	13-19-1
TOTAL OFFENSE YARDS	270	424
Total Offense Plays	61	65
Average Gain Per Play	4.4	6.5
Fumbles: Number Lost	1-1	0-0
Penalties: Number-Yards	6-59	15-130
PUNTS-YARDS	3-123	3-118
Average Yards Per Punt	41.0	39.3
KICKOFFS-YARDS	3-175	5-307
Punt Returns: Number-Yards-TD	1-1-0	0-0-0
Kickoff Returns: Number-Yards-TD	5-119-0	1-23-0
Interceptions: Number-Yards-TD	1-6-0	2-30-0
Fumble Returns: Number-Yards-TD	0-0-0	0-0-0
Miscellaneous Yards	0	0
Possession Time	23:36	36:24
Third-Down Conversions	3 of 11	5 of 11
Fourth-Down Conversions	0 of 1	0 of 0
Red-Zone Scores-Chances	1-3	4-4
Touchdowns	0-3	3-4
Field Goals	1-3	1-4
Sacks By: Number-Yards	2-9	2-19
PAT Kicks	0-0	2-3
Field Goals	2-2	1-1

## INDIVIDUAL STAT LEADERS

## OSU

Rushing (Rush, Yds TD): Wheaton (3-15-0), Stevenson (6-13-0)  
Passing (C-A-I-Yds-TD): Mannion (25-39-2-243-0)  
Receiving (Rec-Yds TD): Rodgers (6-72-0), Jenkins (5-34-0), Wheaton (4-50-0)  
Defense (Tackles Big Plays): Reynolds (10, TFL), Watkins (10), Crichton (8, TF), Poyer (7)

## Cal


Rushing (Rush, Yds TD): Sofele (23-193-1), Anderson (14-96-0), Maynard (6-13-1)  
Passing (C-A-I-Yds-TD): Maynard (13-19-1-128-1)  
Receiving (Rec-Yds TD): Allen (3-29-0), Jones (3-23-0), Calvin (2-32-1)  
Defense (Tackles Big Plays): Kendrick (10, INT, TFL), Holt (10, TFL, PBU), Williams (7, 2 PBU), Cattouse (6, TFL, FR, PBU)



# GAME SUMMARIES 11-12

## AT STANFORD 31, CAL 28

Nov. 19, 2011 • TV: ESPN • Attendance: 50,360



STANFORD – Zach Maynard finished with 280 yards passing and two touchdown throws for the Golden Bears, but Cal fell short to Stanford, 31-28.

Cal scored 15 points in the fourth quarter, including a C.J. Anderson 1-yard touchdown with 14 seconds left. But Stanford recovered the onside kick to clinch the contest.

In the fourth quarter, Maynard led a 68-yard drive ending with a three-yard TD pass to Spencer Hagan on third down. After a two-point conversion on a pass to Marvin Jones, Cal cut Stanford's lead to 28-21 with 10:53 left.

Jordan Williamson, who missed a 33-yard field goal wide left in the first half, kicked a 35-yard field to give the Cardinal a two-score cushion.

That proved pivotal when Anderson's TD run for the Bears with 14 seconds left pulled Cal within 31-28. But Stanford tight end Coby Fleener recovered the onside kick.

Steve Williams stepped in front of a falling Ty Montgomery to intercept Andrew Luck's pass midway through the first quarter and return it 49 yards for a score that was called back because of an illegal block in the back.

But three plays later, Maynard found Keenan Allen for a 17-yard TD pass and a 10-7 Bear advantage. Giorgio Tavecchio kicked his second field goal of the game from 19 yards to give Cal a 13-7 lead in the second quarter.

Score by Quarters	1	2	3	4	Score
California	10	3	0	15	28
Stanford	7	7	14	3	31

### SCORING SUMMARY

Qtr	Time	Scoring Play, Drive	V-H
1st	13:42	STAN – Montgomery, 34 yd run (Williamson, kick) 3-63 0:40	0-7
	7:12	Cal – Tavecchio 25 yd field goal, 13-67 6:25	3-7
	5:53	Cal – Allen, 17 yd pass from Maynard, (Tavecchio, kick) 3-19 0:51	10-7
2nd	10:40	Cal – Tavecchio, 19 yd field goal, 13-81 6:45	13-7
	7:10	Stan – Gaffney 6 yd run (Williamson, kick) 10-78 3:22	13-14
3rd	10:12	Stan – Toilolo 4 yd pass from Luck (Williamson, kick) 9-68 4:42	13-21
	5:42	Stan – Hewitt 10 yd pass from Luck (Williamson kick) 6-78 2:53	13-28
4th	10:53	Cal – Hagan 3 yd pass from Maynard (Jones pass from Maynard) 6-68 2:32	21-28
	3:07	Stan – Williamson 35 yd field goal, 14-57 7:40	21-31
	0:14	Cal – Anderson 1 yd run (Tavecchio kick) 10-74 2:48	28-31

### TEAM STATISTICS

	Cal	Stan
FIRST DOWNS	23	23
NET YARDS RUSHING	85	148
NET YARDS PASSING	280	257
Completions-Attempts-Int	20-30-0	20-30-1
TOTAL OFFENSE YARDS	365	405
Total Offense Plays	64	66
Average Gain Per Play	5.6=7	6.1
Fumbles: Number-Lost	2-2	0-0
Penalties: Number-Yards	7-73	7-66
PUNTS-YARDS	2-87	2-80
Average Yards Per Punt	43.5	44.0
KICKOFFS-YARDS	5-327	6-377
Punt Returns: Number-Yards-TD	1-2-0	0-0-0
Kickoff Returns: Number-Yards-TD	5-103-0	5-108-0
Interceptions: Number-Yards-TD	1-45-0	0-0-0
Fumble Returns: Number-Yards-TD	0-0-0	0-0-0
Miscellaneous Yards	0	0
Possession Time	29:11	30:49
Third-Down Conversions	6 of 11	8 of 14
Fourth-Down Conversions	0 of 1	0 of 1
Red-Zone Scores-Chances	5-5	4-5
Touchdowns	3-5	3-5
Field Goals	2-5	1-5
Sacks By: Number-Yards	2-16	3-14
PAT Kicks	2-2	4-4
Field Goals	2-2	1-2

### INDIVIDUAL STAT LEADERS

#### Cal

Rushing (Rush, Yds TD): Sofele (21-96-0), Anderson (4-2-1)

Passing (C-A-I-Yds-TD): Maynard (20-30-0-280-2)

Receiving (Rec-Yds TD): Allen (6-97-1), Anderson (3-71-0), Jones (3-52-0)

Defense (Tackles Big Plays): Cattouse (13, PBU, TFL), Kendrick (13, 2.5 TFL, SACK), Holt (9, TFL)

#### Stanford

Rushing (Rush, Yds TD): Taylor (17-45-0), Gaffney (6-40-1), Montgomery (1-34-1)

Passing (C-A-I-Yds-TD): Luck (20-30-1-257-2)

Receiving (Rec-Yds TD): Hewitt (7-64-1), Fleener (4-64-0), Toilolo (3-50-1)

Defense (Tackles Big Plays): Tarpley (8, PBU, TFL), Howell (7, FR), Thomas (7), Lancaster (5, TFL, SACK), Gardner (5, TFL, SACK)

## CAL 47, AT ARIZONA STATE 38

Nov. 25, 2011 • TV: ESPN • Attendance: 52,350



TEMPE – California closed out the regular season with a 47-38 win over Arizona State, ensuring its ninth winning season in 10 years.

Cal rolled over Arizona State's defense from the start, racking up 484 total yards and scoring on nine of 12 drives.

C.J. Anderson had touchdown runs of 1 and 3 yards, and scored on a 74-yard pass. Isi Sofele ran for 145 yards and another score, and Giorgio Tavecchio hit four field goals.

Cal scored on its first three possessions: a 48-yard field goal by Tavecchio, an 18-yard run by Sofele and a 16-yard run by Maynard that put the Bears up 17-7 in the first quarter.

The Bears went up 27-14 late in the second quarter on a 1-yard run by Anderson and a 27-yard field goal by Tavecchio.

Cal took the lead for good on a three-yard run by Anderson in the third quarter, then extended its lead to 41-31 on Anderson's 74-yard catch-and-run.

Tavecchio followed with a 30-yard field goal to give the Bears a nine-point lead with just over three and half minutes left. Josh Hill sealed it by intercepting Brock Osweiler.

Score by Quarters	1	2	3	4	Score
California	17	10	14	6	47
Arizona State	7	21	10	0	38

### SCORING SUMMARY

Qtr	Time	Scoring Play, Drive	V-H
1st	12:26	Cal – Tavecchio 48 yd field goal 6-44, 2:34	3-0
	7:50	ASU – Marshal 1 yd run (Garoutte kick), 11-80, 4:29	3-7
	5:56	Cal – Sofele, 18 yd run (Tavecchio, kick), 6-71, 1:46	10-7
	5:18	Cal – Maynard 16 yd run (Tavecchio kick), 1-31, 0:15	17-7
2nd	14:54	ASU – Pflugrad 17 yd pass from Osweiler (Garoutte kick), 10-80, 5:17	17-14
	4:49	Cal – Anderson 1 yd run (Tavecchio, kick), 9-71, 4:20	24-14
	2:59	Cal – Tavecchio 27 yd field goal, 4-6, 1:36	27-14
	1:02	ASU – Ross 35 yd pass from Osweiler (Garoutte kick), 6-66, 1:59	27-21
	0:33	ASU – Kohl 4 yd pass from Osweiler (Garoutte kick) 3-30, 0:19	27-28
3rd	12:15	ASU – Garoutte 47 yd field goal, 7-38, 2:36	27-31
	9:02	Cal – Anderson 3 yd run (Tavecchio, kick), 7-77, 3:06	34-31
	2:53	Cal – Anderson 74 yd pass from Maynard (Tavecchio kick), 3-80, 1:36	41-31
	0:07	ASU – Marshall 24 yd run (Garoutte kick), 6-65, 2:37	41-38
4th	9:08	Cal – Tavecchio 19 yd field goal, 13-69, 5:52	44-38
	3:32	Cal – Tavecchio 30 yd field goal, 9-74, 5:21	47-38

### TEAM STATISTICS

	Cal	ASU
FIRST DOWNS	25	22
NET YARDS RUSHING	243	213
NET YARDS PASSING	237	264
Completions-Attempts-Int	19-26-0	21-37-2
TOTAL OFFENSE YARDS	484	477
Total Offense Plays	66	69
Average Gain Per Play	8.9	7.1
Fumbles: Number-Lost	3-1	2-2
Penalties: Number-Yards	5-60	11-121
PUNTS-YARDS	2-98	2-102
Average Yards Per Punt	49.0	51.0
KICKOFFS-YARDS	10-609	7-421
Punt Returns: Number-Yards-TD	0-0-0	0-0-0
Kickoff Returns: Number-Yards-TD	6-105-0	8-189-0
Interceptions: Number-Yards-TD	2-14-0	0-0-0
Fumble Returns: Number-Yards-TD	1-33-0	0-0-0
Miscellaneous Yards	0	0
Possession Time	33:03	26:57
Third-Down Conversions	5 of 11	6 of 12
Fourth-Down Conversions	0 of 0	2 of 2
Red-Zone Scores-Chances	7-7	4-4
Touchdowns	4-7	3-4
Field Goals	3-7	1-4
Sacks By: Number-Yards	1-11	0-0
PAT Kicks	5-5	5-5
Field Goals	4-4	1-1

### INDIVIDUAL STAT LEADERS

#### Cal

Rushing (Rush, Yds TD): Sofele (21-145-1), Anderson (10-48-2), Maynard (5-40-1)

Passing (C-A-I-Yds-TD): Maynard (19-26-0-237-1)

Receiving (Rec-Yds TD): Allen (5-61-0), Jones (5-54-0), Anderson (1-74-1)

Defense (Tackles Big Plays): Williams (8, TFL, PBU), Kendrick (8, 2TFL, SACK, FR), Coleman (6)

#### ASU

Rushing (Rush, Yds TD): Marshall (23-157-2), Miles (3-36-0)

Passing (C-A-I-Yds-TD): Osweiler (21-37-2-264-3)

Receiving (Rec-Yds TD): Ross (5-108-1), Robinson (3-56-0), Pflugrad (2-33-1)


Defense (Tackles Big Plays): Aaron (8, 2TFL, FF), Parker (7, FF), Lyons (6, TFL)



# GAME SUMMARY 13

## HOLIDAY BOWL TEXAS 21, CAL 10

Dec. 28, 2011 • TV: ESPN • Attendance: 56,313



SAN DIEGO – Cal's third trip to the Holiday Bowl since 2004 was an unsuccessful one, as the Golden Bears fell to the Texas Longhorns, 21-10.

Cal now has an all-time bowl record of 10-10-1. This was the ninth time in the last 10 years that the Bears had enough wins to be bowl eligible. The Bears are also 5-3 in bowl games in the Jeff Tedford era.

Cal held multiple leads in the contest. Giorgio Tavecchio got the scoring started with a first-quarter field goal. Later, at the outset of the second half, Isi Sofele notched what would be the final touchdown of 2011 for the Bears, giving Cal a

short-lived 10-7 lead. It was the 10th touchdown of the year for Sofele.

Texas marched right back down the field, capped by the eventual game-winning 47-yard touchdown pass from David Ash to Marqui Goodwin.

The game featured five turnovers by the Bears, including four fumbles. Despite holding the Longhorns to less than 150 yards passing and just 109 yards rushing, the turnovers tipped the scales in favor of Texas.

The Longhorns (8-5) were even more impressive on defense, getting five takeaways and sacking Cal's Zach Maynard six times, both season highs.

The Golden Bears (7-6) are winless in five games against the Longhorns dating to 1959.

Texas put it away on Cody Johnson's 4-yard touchdown run on the first play of the fourth quarter, which was set up when Maynard was sacked and fumbled, which was recovered by Chris Whaley at the Cal 44.

Cal fumbled six times, losing four. The other turnover was an interception.

Score by Quarters	1	2	3	4	Score
California	3	0	7	0	21
Texas	0	7	7	7	10

### SCORING SUMMARY

Qtr	Time	Scoring Play, Drive	V-H
1st	12:26	Cal – Tavecchio 47 yd field goal 11-40, 4:59	3-0
2nd	7:50	UT – Ash 4 yd pass from Shipley (Tucker kick), 4-48, 1:19	3-7
3rd	5:56	Cal – Sofele, 6 yd run (Tavecchio, kick), 11-69, 5:13	10-7
	5:18	UT – Goodwin 47 yd pass from Ash (Tucker kick), 4-76, 1:41	10-14
4th	14:54	UT – Johnson 4 yd run (Tucker kick), 3-44, 0:37	10-21

### TEAM STATISTICS

	Cal	UT
FIRST DOWNS	15	13
NET YARDS RUSHING	7	109
NET YARDS PASSING	188	146
Completions-Attempts-Int.	19-33-1	15-24-0
TOTAL OFFENSE YARDS	195	255
Total Offense Plays	69	59
Average Gain Per Play	2.8	4.3
Fumbles: Number-Lost	6-4	0-0
Penalties: Number-Yards	5-50	8-50
PUNTS-YARDS	7-295	9-356
Average Yards Per Punt	42.1	39.6
KICKOFFS-YARDS	3-205	4-232
Punt Returns: Number-Yards-TD	1-16-0	1-0-0
Kickoff Returns: Number-Yards-TD	4-91-0	3-70-0
Interceptions: Number-Yards-TD	0-0-0	1-0-0
Fumble Returns: Number-Yards-TD	0-0-0	0-0-0
Miscellaneous Yards	0	0
Possession Time	31:08	28:52
Third-Down Conversions	7 of 17	3 of 14
Fourth-Down Conversions	0 of 0	1 of 1
Red-Zone Scores-Chances	1-1	2-4
Touchdowns	1-1	2-4
Field Goals	0-1	0-4
Sacks By: Number-Yards	2-20	6-54
PAT Kicks	1-1	3-3
Field Goals	1-1	0-1

### INDIVIDUAL STAT LEADERS

#### Cal

Rushing (Rush, Yds TD): Sofele (20-57-1), Allen (2-8-0), Anderson (4-2-0)  
 Passing (C-A-I-Yds-TD): Maynard (19-33-1-188-0)  
 Receiving (Rec-Yds TD): Allen (9-82-0), Jones (8-88-0)  
 Defense (Tackles Big Plays): Kendricks (11, 1.5 TFL), Campbell (8), Anthony (5, TFL, 2 PBU)

#### Texas

Rushing (Rush, Yds TD): Brown (13-35-0), Goodwin (2-33-0), Johnson (5-21-1)  
 Passing (C-A-I-Yds-TD): Ash (14-23-0-142-1)  
 Receiving (Rec-Yds TD): Shipley (4-14-0), Goodwin (3-49-1), Grant (3-37-0)  
 Defense (Tackles Big Plays): Acho (8, TFL, PBU), Robinson (8, 2.5 TFL, PBU), Hicks (7, 2.5 TFL, PBU, 1.5 Sacks)

# FORMER PLAYER CAREER BIOGRAPHIES

## DAVID AKNIN

#32



**FB, 5-11, 230..... San Carlos, CA**  
**2010-11..College of San Mateo/Carlmont HS**

**CAL CAREER:** Saw action in one game off the bench in the final season of his two campaigns at Cal from 2010-11.

**2011:** Saw action in one game off the bench against Presbyterian ... recorded no statistics other than participation.

**2010:** Redshirted ... did not play.

**COLLEGE OF SAN MATEO:** A first-team All-NorCal Conference running back as a sophomore in 2009, rushing for 1,052 yards and 17 touchdowns, with an average of 5.7 yards per carry to lead his squad to the Northern California junior college title.

**CARLMONT HS:** A two-way player at running back and linebacker who was named the Most Valuable Player in San Mateo County as a senior in 2007 when he rushed for 1,985 yards and 27 touchdowns, while recording 22.0 sacks on defense ... named All-Peninsula-Lake League at both running back and linebacker in each of his final two campaigns, while adding all-conference honors at running back as a 2005 sophomore.

**PERSONAL:** Full name is David Patrick Aknin ... born February 3, 1989 ... parents are Jacques and Nancy Aknin ... major is political economy.

### AKNIN'S CAREER STATISTICS

PARTICIPATION	G-GS	
2011	1-0	No other statistics
<b>TOTAL</b>	<b>1-0</b>	<b>No other statistics</b>

## BRYAN ANGER

#19



**P, 6-4, 208..... Camarillo, CA**  
**2007-11..... Camarillo HS**

**AFTER CAL:** Selected by the Jacksonville Jaguars in the third round (No. 70 overall) of the 2012 NFL Draft ... the highest's picked punter in an NFL Draft since Todd Sauerbrun of West Virginia was selected in the second round (No. 56 overall) by the Chicago Bears in 1995 ... only the second Cal punter to ever be drafted following the fourth-round

selection (No. 120 overall) of Nick Harris by the Denver Broncos in 2001 ... had a strong performance in the 2012 East-West Shrine Game by averaging 60.0 yards per punt on three attempts for a West team that won 24-17 ... first punt in the Shrine Game midway through the first quarter sailed 59 yards with another four yards of net punting added when returner Charles Brown lost four yards bringing it back ... Anger would later have punts of 60 and 61 yards in the third and fourth quarter of the Shrine Game, respectively ... was not involved in measurable drills at the 2012 NFL Combine but did attend and take part in a punting session ... also attended the 2012 Cal Pro Day but did not participate ... *on being selected in the 2012 NFL Draft* – "I've just spoken briefly with the coaches. I think in any situation I'll have to compete. I'm working out hard now and looking forward to going in and taking over the spot."

**CAL CAREER:** The second player in Cal history to earn first-team all-conference honors for three consecutive seasons (2009-11), joining Alex Mack (2006-08) as the only other Golden Bear with the same distinction ... also won the J. Scott Duncan Award as Cal's Most Valuable Special Teams Player for the same three seasons ... awarded with the College Football Performance Awards' Elite Punter Trophy for his combined performance during the 2010 and 2011 seasons ... played in all 51 games possible as Cal's starting punter from 2008-11 to equal the most by any Cal player during the period, posting an average of 43.5 yards per punt that ranks second all-time at the school behind Scott Tabor's 44.0 (1986-87) ... holds Cal's single-season record with the 45.6 yards per punt average he posted as a junior in 2010 ... boasts three of the top six seasons ever by a punter in Cal history, adding a 44.2 average in 2011 that is fifth and a 43.1 average in 2008 that is sixth ...

totaled 11,094 yards on 255 punts, including 72 boots of 50 or more yards ... pinned opponents inside their 20-yard line on 90 occasions and forced opponents to make fair catches 75 times ... has four of the 12 longest punts in school history, including a career-long punt of 76 yards at Stanford in 2008 that ranks fourth all-time and a 75-yarder in the same contest that is tied for fifth ... averaged 40.0 yards per punt or more in a game 39 times, while averaging 50.0 yards per punt or more on six occasions ... had at least one punt of 50 or more yards in a game on 38 occasions ... a semifinalist for the Ray Guy Award given annually to the nation's top punter twice in 2008 and 2010 as well as on the watch list in each of his four collegiate campaigns ... selected the Pac-10 Special Teams Player of the Week three times, earning the honor once each in three consecutive seasons from 2008-10 ... contributed three career tackles.

**2011:** A first-team All-Pac-12 selection for the third straight year ... also a first-team All-Pac-12 choice of College Sports Madness, ESPN's Pac-12 Blog and Phil Steele, while Yahoo! Sports had him on its second team ... added Cal's J. Scott Duncan Award for the third consecutive year as the squad's Most Valuable Player on special teams ... ranked No. 13 nationally and third in the Pac-12 with a 44.25 yard per punt average that was the fifth-best single-season average all-time at Cal ... had 18 punts of 50 or more yards as well as 19 in which he pinned opponents inside their 20-yard line and 13 in which opponents were forced to make fair catches, including 11 of those over his final six contests ... had at least one punt of 50 or more yards in 11 of 13 games, including nine in a row at one point ... named a National Punter Performer of the Week by the College Football Performance Awards for his showing at UCLA, when he averaged 49.6 yards overall and a career-high 49.0 yards net on five punts ... also had a season-long 64-yarder, pinned the Bruins inside their 20-yard line a career-high-tying three times, forced two fair catches and had a season-high-tying three punts of 50 or more yards ... had earlier been selected as an honorable mention Punter Performer of the Week by the CFPA three times after his performances against Colorado (4-204-season-high 51.0), Washington (3-149-49.7) and Utah (5-231-46.2) ... averaged at least 41.2 yards per punt in 11 of 13 games, also hitting that mark against Arizona State (2-98-49.0), Presbyterian (2-98-49.0), Oregon (6-268-44.7), Stanford (2-87-43.5), USC (4-171-42.8), in the Holiday Bowl vs. Texas (7-295-42.1) when he added a season-high-tying three punts of 50 or more yards, and Washington State (4-165-41.2) ... the only games he averaged fewer than 41.2 yards per punt came vs. Oregon State (3-118-39.3) and Fresno State (6-213-35.5) ... had a season-long or season-long-tying punt in four consecutive games, starting with a 59-yarder at Oregon, then hitting one 61 yards vs. USC, 62 yards vs. Utah and 64 yards at UCLA ... added his fourth 60-yarder of the season and in as many games by hitting one exactly 60 yards on his first punt vs. Washington State ... a midseason honorable mention All-American and second-team All-Pac-12 choice according to Phil Steele ... a candidate for the Ray Guy Award given annually to the nation's top punter and one of five players named to the preseason watch list for the award ... named a third-team preseason All-American by Phil Steele and an honorable mention selection of GoDaddy.com ... also on the preseason watch list for the College Football Performance Awards Elite Punter Trophy he eventually won ... was an early season candidate for additional national honors, including the Campbell Trophy often referred to as the "Academic Heisman" and the Lowe's Senior Class Award ... selected by Athlon prior to the season as the nation's No. 3 punter, while Steele had him as the No. 3 draft-eligible punter ... a consensus first-team preseason All-Pac-12 selection according to Athlon, Lindy's, Sporting News and Steele ... named as one of Cal's "Players to Watch" by Lindy's before the beginning of the season.

**2010:** A first-team All-Pac-10 selection for the second consecutive season after breaking a 23-year-old single-season Cal record with a 45.6 yards per punt average to rank second in the Pac-10 and sixth nationally ... became only the second Cal punter to earn first-team all-conference honors in two consecutive seasons, with Nick Harris' back-to-back All-Pac-10 selections in 1999 and 2000 the only other (Anger made it three seasons in a row in 2011 to join Alex Mack as the only Cal player to ever accomplish that feat) ... a second-time Ray Guy Award semifinalist ... won a pair of team honors, picking up the J. Scott Duncan Award as the Most Valuable Player on special teams and the Berkeley Breakfast Club Award for the Most Outstanding Player in the Big Game on offense ... averaged at least 41.0 yards per punt in all 12 contests ... had a career-high 24 punts of 50+ yards, including a season-long 71-yarder against Stanford that was his third career 70-yard-plus punt against the Cardinal ... pinned opponents inside the 20-yard line on 21

occasions and forced the opposition into 21 fair catches ... had at least one 50-yard punt and pinned opponents inside their 20-yard line at least once in 11 of 12 games, with the only exception for both coming at Nevada ... had a single-game career-high average of 54.3 yards per punt against Stanford ... averaged 50.4 yards against UCLA and was named the National Punter Performer of the Week by the CFPA as well as the Pac-10 Special Teams Player of the Week ... an honorable mention CFPA Punter Performer of the Week after his performances vs. Colorado (4-193-48.2), Arizona State (5-239-47.8), Washington State (5-238-47.6) and Stanford (3-163-54.3) ... punted a career-high-tying eight times on three occasions at Oregon State (8-347-43.4) marking the third consecutive season vs. the Beavers, vs. Oregon (8-349-43.6) and vs. Washington (8-343-42.9) ... had an unassisted tackle at Washington State and an assisted tackle vs. Stanford ... a third-team preseason All-American selection of Phil Steele, and an honorable mention choice of College Football Insiders and NationalChamps.net ... a unanimous first-team All-Pac-10 choice by the four major preseason magazines (Athlon, Lindy's, Steele, Sporting News) ... also a preseason favorite for the College Football Performance Awards Punter Trophy ... selected as the nation's No. 4 draft-eligible punter by Steele, while Lindy's listed him as the nation's No. 5 punter and also had him as one of Cal's "Players to Watch".

**2009:** An honorable mention All-American choice according to College Football Insiders and a first-team All-Pac-10 selection, both for the first time in his career ... finished the season with a 41.5 yards per punt average on 69 attempts to rank fourth in the Pac-10 ... posted 14 punts of 50+ yards and 24 that pinned opponents inside their 20-yard line ... forced opponents into 24 fair catches ... twice a College Football Performance Awards Punter Performer of the Week after contests at UCLA and Arizona State, and once the Pac-10 Special Teams Player of the Week following his outing against the Bruins, when he averaged 50.0 yards on seven punts to total a career-high 350 punting yards, including a season-long 72-yarder ... averaged a single-game season-high 53.0 yards per punt vs. the Sun Devils and pinned ASU inside its 20-yard line on three occasions ... pinned opponents inside their 20-yard line at least once in 12 of 13 contests ... had a career-high-tying four punts of at least 50 yards both at UCLA and at Arizona State ... averaged 40.0 yards or more in eight of 13 games ... had at least one punt of 50 or more yards in seven contests ... booted his second-longest punt of the year with a 60-yarder at Minnesota ... punted a career-high-tying eight times against Oregon State for the second consecutive season, averaging 42.4 yards per punt ... forced USC into five fair catches for the highest single-game number of his career ... recipient of the team's J. Scott Duncan Award as the Most Valuable Player on special teams ... a first-team preseason All-American selection by Athlon, while earning second-team All-American recognition from NationalChamps.net, Phil Steele and Sporting News ... added first-team preseason All-Pac-10 honors by Athlon, Lindy's, Phil Steele and Sporting News ... ranked as the No. 2 punter in the nation in the preseason by Phil Steele, while Lindy's had him at No. 3 ... on the watch list for the Ray Guy Award and the Collegiate Football Performance Awards Punter of the Year.

**2008:** Established himself as one of the top punters in the country as a redshirt freshman ... named a first-team Freshman All-American by College Football News, Rivals and Sporting News Today ... also a second-team All-Pac-10 choice ... the only freshman in the country as well as the only Pac-10 player to be named a semifinalist for the Ray Guy Award ... won the Bob Simmons Award given to Cal's Most Valuable Freshman ... ranked third in the Pac-10 and 18th nationally with a 43.1 yards per punt average that was fourth at the time he accomplished it and is now sixth on Cal's all-time list after he surpassed it twice ... averaged 40.0 or more yards per punt in eight of 13 contests ... chosen the Pac-10 Special Teams Player of the Week after booming a punt 72 yards that tied for the eighth-longest in school history, averaging 47.4 yards on seven punts and placing three inside the 20-yard line vs. Arizona State ... set a school single-game record when he averaged a career-high and Pac-10 season-high 60.2 yards per punt on four tries vs. Stanford, including two of the longest punts in school history – a 76-yarder on his first boot (No. 4) that was a new Big Game record and a 75-yarder on his second (No. 15) that along with the 72-yarder vs. Arizona State were the three longest in the Pac-10 in 2008 ... had a big day at Arizona, averaging 48.4 yards per punt on seven attempts ... punted a career-high-tying eight times (40.8 avg) at Oregon State ... a career-high 26 of 71 punts pinned opponents inside their own 20-yard line ... had 16 punts of at least 50 yards, with at least one punt of 50 or more yards in nine of 13 contests ... forced opponents into 17 fair catches ... recorded one unassisted tackle at Arizona ... had a punt blocked in his first collegiate game vs. Michigan State.

**2007:** Redshirted ... did not play.

**HIGH SCHOOL:** USA Today and EA Sports first-team All-American ... listed as the No. 2 punter in the country by Rivals and No. 5 according to Scout ...

selected to the All-Far West team by SuperPrep ... a Prepstar All-West Region choice ... garnered Cal-Hi Sports first-team All-State honors ... averaged 41.8 yards per punt, with 11 being downed inside the 20-yard line as a senior ... also caught 42 passes for 678 yards and six touchdowns as a receiver during his senior season ... selected his school's Scholar-Athlete of the Year.

**PERSONAL:** Full name is Bryan Corey Anger ... born October 6, 1988 ... parents are Mike and Jean Anger ... brother, Michael Jr., played football at San Diego and soccer at UC Irvine ... brother, Matt, graduated from Embry-Riddle Aeronautical University, and sister, Sara, is a graduate of Cal State University Channel Islands ... graduated from Cal in December of 2011 with a bachelor's degree in integrative biology.

## ANGER'S CAREER STATISTICS

<b>RUSHING</b>	<b>G-GS</b>	<b>Att</b>	<b>Yds</b>	<b>TD</b>	<b>Lg</b>	<b>Avg/C</b>	<b>Avg/G</b>
2008	13-0	0	0	0	0	0.0	0.0
2009	13-0	0	0	0	0	0.0	0.0
2010	12-0	0	0	0	0	0.0	0.0
2011	13-0	1	5	0	5	5.0	0.4
<b>TOTAL</b>	<b>51-0</b>	<b>1</b>	<b>5</b>	<b>0</b>	<b>5</b>	<b>5.0</b>	<b>0.1</b>

<b>TOTAL OFFENSE</b>	<b>G-GS</b>	<b>Rush</b>	<b>Pass</b>	<b>Total</b>	<b>Avg/G</b>
2008	13-0	0	0	0	0.0
2009	13-0	0	0	0	0.0
2010	12-0	0	0	0	0.0
2011	13-0	5	0	5	0.4
<b>TOTAL</b>	<b>51-0</b>	<b>5</b>	<b>0</b>	<b>5</b>	<b>0.1</b>

<b>ALL-PURPOSE</b>	<b>G-GS</b>	<b>Rush</b>	<b>Rec</b>	<b>PR</b>	<b>KR</b>	<b>IR</b>	<b>Total</b>	<b>Avg/G</b>
2008	13-0	0	0	0	0	0	0	0.0
2009	13-0	0	0	0	0	0	0	0.0
2010	12-0	0	0	0	0	0	0	0.0
2011	13-0	5	0	0	0	0	5	0.4
<b>TOTAL</b>	<b>51-0</b>	<b>5</b>	<b>0</b>	<b>0</b>	<b>0</b>	<b>0</b>	<b>5</b>	<b>0.1</b>

<b>PUNTING</b>	<b>G-GS</b>	<b>No.</b>	<b>Yards</b>	<b>Lg</b>	<b>Avg</b>
2008	13-0	71	3063	76	43.1
2009	13-0	69	2861	72	41.5
2010	12-0	62	2825	71	45.6
2011	13-0	53	2345	64	44.2
<b>TOTAL</b>	<b>51-0</b>	<b>255</b>	<b>11094</b>	<b>76</b>	<b>43.5</b>

<b>TACKLES</b>	<b>G-GS</b>	<b>UA</b>	<b>A</b>	<b>Total</b>	<b>TFL</b>	<b>Yds</b>	<b>PD</b>	<b>FF</b>	<b>FR</b>	<b>Blkd</b>
2008	13-0	1	0	1	0.0	0	0	0	0	0
2009	13-0	0	0	0	0.0	0	0	0	0	0
2010	12-0	1	1	2	0.0	0	0	0	0	0
2011	13-0	0	0	0	0.0	0	0	0	0	0
<b>TOTAL</b>	<b>51-0</b>	<b>2</b>	<b>1</b>	<b>3</b>	<b>0.0</b>	<b>0</b>	<b>0</b>	<b>0</b>	<b>0</b>	<b>0</b>


## ANGER'S CAREER GAME HIGHS

**Punts:** 8 (five times, last vs. Washington, 2010)  
**Punting Yards:** 350 (at UCLA, 2009)  
**Punting Average:** 60.2 (vs. Stanford, 2008)  
**Long Punt:** 76 (vs. Stanford, 2008)  
**Opponents' Fair Catches:** 5 (vs. USC, 2009)  
**50+ Yard Punts:** 4 (twice, last at Arizona State, 2009)  
**Inside 20-Yardline Punts:** 3 (12 times, last vs. Washington State, 2011)  
**Blocked Punts:** 1 (twice, last vs. Presbyterian, 2011)  
**Tackles:** 1 (three times, last vs. Stanford, 2010)  
**Rushes:** 1 (vs. USC, 2011)  
**Rushing Yards:** 5 (vs. USC, 2011)  
**Long Rush:** 5 (vs. USC, 2011)



## JED BARNETT

#45



**P, 6-2, 215..... Camas, WA**  
**2010-11..... Union HS/Mountain View HS**

**2011:** A member of the program for two seasons from 2010-11 but did not see any game action.

**2011:** Did not play.

**2010:** Redshirted ... did not play.

**UNION HS/MOUNTAIN VIEW HS:** An All-State punter as a senior in 2009 when he had a huge season, averaging over 50 yards per punt and also

recording 56 touchbacks as a kicker ... earned All-Region and first-team All-3A Greater St. Helens League recognition in each of his final two campaigns ... added three Team MVP honors for special teams ... made 18-of-24 (75%) field goal attempts during his prep career ... squad won back-to-back 3-A Greater St. Helens League titles in his final two seasons ... posted the nation's longest punt of the season at 63 yards (all in the air) to win the Ray Guy Longest Punt in the Nation honors as a 2008 junior ... also played three seasons of prep soccer and was a second-team All-GSHL choice as a junior in 2008 ... participated in the javelin during his senior campaign ... a winner of many awards off the field, being named first-team All-GSHL Academic in each of his final three seasons, while adding a school leadership award and a Senior Class Council spot in his final year of high school ... a member of the Interact Community Service Club and the Senior Associated Student Body.

**PERSONAL:** Full name is Jedidiah William Barnett ... born December 18, 1991 ... parents are Norman and Eve Barnett ... one of five siblings ... major at Cal was undeclared but he was considering business.

## TRAJUAN BRIGGS

#24

(tray-JUAN)



**TB, 5-11, 222..... Pacoima, CA**  
**2010-11..... Birmingham HS**

**CAL CAREER:** A member of the Cal football program for two campaigns from 2010-11 and through the 2012 spring practice sessions ... did not see any game action.

**2012:** Practiced with the team during spring workouts before leaving the squad following their conclusion.

**2011:** Did not play.

**2010:** Redshirted ... did not play ... enrolled early at Cal for the 2010 spring semester and practiced with the team during spring football workouts.

**BIRMINGHAM HS:** Ranked as the nation's No. 14 tailback/slotback by Tom Lemming, the No. 35 running back according to Rivals and the No. 78 running back with ESPN ... checked in as the No. 55 prospect on the Rivals list of all players from the state of California ... a Prepstar All-Region choice ... a member of the SuperPrep All-Far West squad ... ran for 1,513 yards and 21 touchdowns on 173 carries as a junior to earn All-City honors in Los Angeles, but missed nearly his entire senior campaign with an ankle injury ... "a quality running back prospect with good measurables" according to ESPN.

**PERSONAL:** Full name is Trajuan Dewitt Briggs ... born May 6, 1992 ... mother is Nikywa Prevosts ... major at Cal was undeclared but he was considering mass communications.

## SCOTT BUENO

#94



**TE, 6-6, 246..... Livermore, CA**  
**2011..... Granada HS**

**2011:** Did not play ... joined the team for the first time as a walk-on after having previously been at Cal as a student for three years from 2008-10 and participated in spring workouts.

**GRANADA HS:** Played four years of prep football as a quarterback and safety from 2004-07 ... picked up All-East Bay Athletic League honors as a quarterback during his 2007 senior season when he threw for 2,024 yards

and 20 touchdowns with only three interceptions, while also rushing for 215 yards and five scores ... threw for over 400 yards and five touchdowns in a game against Monte Vista during his senior campaign ... named Team MVP three times and was the Contra Costa Times Player of the Month in the East Region in October of 2007 ... also played basketball for four seasons, averaging 14.0 points and 10.0 rebounds per game as a senior in 2007-08 ... three-time Team MVP in hoops and a Contra Costa Times Player of the Week in December of 2007 ... basketball team qualified for the section playoffs during his junior campaign ... had a great deal of academic success ... named the 2008 Olympian Award winner as the best student-athlete in Livermore ... compiled a 4.3 prep GPA and was a member of the Principal's Honor Roll in each of his eight semesters of high school ... also the Granada High School Student of the Month in October of 2008 ... spent time coaching youth football and basketball from 2004-08, and was also a member of the Spanish Club and a math tutor.

**PERSONAL:** Full name is Scott Evan Bueno ... born October 24, 1989 ... parents are Craig and Jennie Bueno ... turned down football and basketball scholarship offers out of high school to attend Cal for academics ... involved in many activities during his time as a student at Cal from 2008-11, including a stint as a Cal Athletics sports medicine intern who worked with the football team and a project director for the SAGE mentorship project that the football squad has been deeply involved with ... has spent time working as a laborer in family businesses CR Bueno Construction and Ron Bueno Construction, as well as a waiter at Wente Vineyards and Beet's Catering ... received his bachelor's degree from Cal in sociology in May of 2012.

## MICHAEL CALVIN

#11/84



**WR, 6-3, 215..... San Lorenzo, CA**  
**2007-11..... San Lorenzo HS**

**AFTER CAL:** Agreed to terms on an undrafted free agent contract with the Atlanta Falcons on May 1, 2012 ... posted an eye-opening time of 4.32 in the 40-yard dash at Cal's 2012 Pro Day that was faster than any player at the 2012 NFL Combine ... added impressive marks in the broad jump (11' 1") and vertical jump (40.5") that would have tied for the best and tied for the fourth-best at the 2012 combine, respectively.

**CAL CAREER:** Played in 37 games with 10 starts, totaling 42 receptions for 528 receiving yards and one touchdown catch ... added three tackles, a forced fumble and a blocked kick, as well as one rush for -13 yards ... wore No. 84 for his first three seasons with the program from 2007-09 before changing to No. 11 for his two seasons in 2010 and 2011.

**2011:** Had his most productive season at Cal with career highs of 20 receptions, 269 receiving yards and one touchdown reception ... had at least one catch in 10 of the career-high-tying 12 games he played ... made six starts ... had season highs of four catches and 49 receiving yards against Utah, while also adding his lone tackle of the campaign ... added three catches at Colorado (42 yards), at Oregon (36 yards) and vs. USC (21 yards), when he also had a 13-yard loss on a rush ... had a pair of catches for 32 yards against Oregon State, including his first career touchdown on a 19-yard touchdown reception from Zach Maynard in the first quarter to give Cal a 7-3 lead ... had the longest catch of his career for 38 yards on his only grab at UCLA ... also had single catches vs. Presbyterian (22 yards), at Washington (16 yards), in the Holiday Bowl vs. Texas (nine yards) and vs. Fresno State (four yards).

**2010:** Played in a career-high-tying 12 games with three starts, contributing 13 receptions and 147 receiving yards ... caught a season-high-tying three passes twice at Arizona (season-high 31 yards) and in the season finale vs. Washington (29 yards) ... added a pair of catches both vs. Stanford (25 yards) and at Washington State (seven yards) ... posted his longest catch of the season when he pulled down a 26-yarder for his only catch at USC ... also had single catches at Nevada (18 yards) and vs. Arizona State (11 yards) ... registered a forced fumble against Arizona when he stripped Robert Golden after the Wildcats defensive back had picked off a Kevin Riley pass on Cal's final drive of a 10-9 loss, but Golden recovered his own fumble and Arizona ran out the remainder of the clock.

**2009:** Played in 10 games, including his first career start vs. Arizona, with one reception for nine yards coming against Washington State.

**2008:** Played in four of the first five games off the bench with at least one catch in each contest before suffering a season-ending knee injury in practice ... made eight catches for 103 yards ... posted the best game of his career at Maryland with career highs of five catches and 69 receiving yards, including a



season-long 23-yard reception ... added one reception each vs. Arizona State (18 yards), at Washington State (12 yards) and vs. Colorado State (four yards).

**2007:** Redshirted ... did not play ... earned Scout Team Player of the Year honors on offense.

**SAN LORENZO HS:** A SuperPrep All-American choice and All-Far West team selection ... ranked No. 25 among the nation's wide receivers by Scout ... Rivals ranked him No. 58 in the nation among wide receivers and No. 66 overall in California ... listed on the Long Beach Press-Telegram's Best in the West team ... earned a No. 2 ranking on the 2007 Contra Costa Times "Cream of the Crop" list ... a Prepstar All-West Region choice ... averaged 146 yards of total offense per game while leading his team in receiving, scoring and kicking as a senior ... tallied 39 receptions for 789 yards and nine touchdowns during his 2006 senior year, while also recording five interceptions on defense ... had 27 receptions for 665 yards and 13 touchdown catches as a junior when he earned All-Area and second-team All-Hayward Area Athletic League honors on both sides of the ball (wide receiver and safety) ... had his best game with four touchdown catches and 112 receiving yards against San Jose Mission, while also kicking a pair of extra points, snagging an interception and recording 10 tackles.

**PERSONAL:** Full name is Michael Gregory Calvin ... born June 7, 1989 ... parents are Ricky Robertson and Nancy Lauridsen ... major is sociology.

## CALVIN'S CAREER STATISTICS

RUSHING	G-GS	Att	Yds	TD	Lg	Avg/C	Avg/G
2008	4-0	0	0	0	0	0.0	0.0
2009	10-1	0	0	0	0	0.0	0.0
2010	11-3	0	0	0	0	0.0	0.0
2011	12-6	1	-13	0	0	-13.0	-1.1
<b>TOTAL</b>	<b>37-10</b>	<b>1</b>	<b>-13</b>	<b>0</b>	<b>0</b>	<b>-13.0</b>	<b>-0.4</b>

TOTAL OFFENSE	G-GS	Rush	Pass	Total	Avg/G
2008	4-0	0	0	0	0.0
2009	10-1	0	0	0	0.0
2010	11-3	0	0	0	0.0
2011	12-6	-13	0	-13	-1.1
<b>TOTAL</b>	<b>37-10</b>	<b>-13</b>	<b>0</b>	<b>-13</b>	<b>-0.4</b>

RECEIVING	G-GS	Rec	Yds	TD	Lg	Rec/G	Avg/C	Avg/G
2008	4-0	8	103	0	23	2.0	12.9	25.8
2009	10-1	1	9	0	9	0.1	9.0	0.9
2010	11-3	13	147	0	26	1.2	11.3	13.4
2011	12-6	20	269	1	38	1.7	13.4	22.4
<b>TOTAL</b>	<b>37-10</b>	<b>42</b>	<b>528</b>	<b>1</b>	<b>38</b>	<b>1.1</b>	<b>12.6</b>	<b>14.3</b>

SCORING	G-GS	TD	Rush	Pass	Retn	PAT	2PAT	FG	Total	Avg/G
2008	4-0	0	0	0	0	0	0	0	0	0.0
2009	10-1	0	0	0	0	0	0	0	0	0.0
2010	11-3	0	0	0	0	0	0	0	0	0.0
2011	12-6	1	0	1	0	0	0	0	6	0.5
<b>TOTAL</b>	<b>37-10</b>	<b>1</b>	<b>0</b>	<b>1</b>	<b>0</b>	<b>0</b>	<b>0</b>	<b>0</b>	<b>6</b>	<b>0.2</b>

ALL-PURPOSE	G-GS	Rush	Rec	PR	KR	IR	Total	Avg/G
2008	4-0	0	103	0	0	0	103	25.8
2009	10-1	0	9	0	0	0	9	0.9
2010	11-3	0	147	0	0	0	147	13.4
2011	12-6	-13	269	0	0	0	256	21.3
<b>TOTAL</b>	<b>37-10</b>	<b>-13</b>	<b>528</b>	<b>0</b>	<b>0</b>	<b>0</b>	<b>515</b>	<b>13.9</b>

TACKLES	G-GS	UA	A	Total	TFL	Yds	PD	FF	FR	Blkd
2008	4-0	0	0	0	0.0	0	0	0	0	0
2009	10-1	0	0	0	0.0	0	0	0	0	0
2010	11-3	2	0	2	0.0	0	0	1	0	0
2011	12-6	1	0	1	0.0	0	0	0	0	1
<b>TOTAL</b>	<b>37-10</b>	<b>3</b>	<b>0</b>	<b>3</b>	<b>0.0</b>	<b>0</b>	<b>0</b>	<b>1</b>	<b>0</b>	<b>1</b>

## CALVIN'S CAREER GAME HIGHS

**Receptions:** 5 (at Maryland, 2008)  
**Receiving Yards:** 69 (at Maryland, 2008)  
**Receiving TDs:** 1 (vs. Oregon State, 2011)  
**Long Reception:** 38 (at UCLA, 2011)  
**Rushes:** 1 (vs. USC, 2011)  
**Rushing Yards:** -13 (vs. USC, 2011)  
**Long Rush:** -13 (vs. USC, 2011)  
**All-Purpose Yards:** 69 (at Maryland, 2008)  
**Tackles:** 1 (three times, last vs. Utah, 2011)  
**Points:** 6 (vs. Oregon State, 2011)

## D.J. CAMPBELL

#7



**DB, 6-0, 205..... North Las Vegas, NV**  
**2007-11 ..... Cheyenne HS**

**AFTER CAL:** Selected by the Carolina Panthers in the seventh round (No. 216 overall) of the 2012 NFL Draft ... the second Cal safety drafted in as many years after the selection of Chris Conte in 2010 ... the first Cal player to ever be drafted by Carolina ... posted a solid all-around performance at Cal's 2012 Pro Day with 22 bench press reps of

225 pounds that would have tied for first among safeties at the 2012 NFL Combine that he was not invited to, a 4.51 40-yard dash and 38-inch vertical leap that would have checked in second at the combine at his position, and a 10' 7" broad jump that would have tied for second ... *on being selected in the 2012 NFL Draft* - "I'm honored to be picked by the Panthers. They're a fairly young franchise, but they're up-and-coming and on the rise. They've had success in the past going to the Super Bowl, and they have plenty of good players on their team. I'm just really excited about getting a chance to go and play there." ... *on 2012 Cal Pro Day* - "A lot of people tend to lose focus and lose sight of the goal they're trying to reach, which is making it into the NFL. So I tried to stay focused and surround myself with the people who had the same common goal. Things like constantly eating right, getting my rest, not going out much, getting treatment, keeping my mind fresh and my body right."

**CAL CAREER:** Played in 46 games including 37 of 38 possible contests his last three seasons and made 14 starts, primarily as a special teams player and reserve safety until starting all 13 games in his final season ... contributed 110 tackles, 4.5 tackles for loss (-24 yards), 2.0 sacks (-17 yards), two interceptions that he returned 29 yards, seven pass breakups, one forced fumble, four fumble recoveries and 29 all-purpose yards.

**2011:** An honorable mention All-Pac-12 choice after starting all 13 games at safety and ranking fourth on the team with 71 tackles, while adding a team-high-tying two interceptions that he returned for 29 yards and two fumble recoveries, 2.5 tackles for loss (-7 yards), five pass breakups and a forced fumble ... all of his season totals were career highs, with the pair of fumble recoveries equaling his 2009 total ... his 0.15 interceptions per game ranked tied for 24th in the Pac-12 ... posted a career-high 11 tackles, 1.0 tackle for loss (-4 yards) and a fumble recovery at UCLA ... had eight tackles in the Holiday Bowl vs. Texas and against Washington State, and seven against USC ... registered five tackles on four occasions vs. Fresno State (1.0 TFL, -1 yard), at Colorado (1 PBU), at Stanford (1 PBU), and at Arizona State in the regular-season finale when he also had a forced fumble and a pass breakup ... had four tackles at Washington and at Oregon State, also posting an interception, a career-high two pass breakups and 0.5 tackles for loss (-2 yards) against the Beavers ... had at least three tackles in all 13 games, including a trio of stops in four separate contests vs. Presbyterian, at Oregon when he also had an interception and 29-yard return just before halftime, and vs. Utah when he added a fumble recovery.

**2010:** Played in all 12 games, including his first career start at Washington State ... posted 21 tackles, 2.0 tackles for loss (-17 yards), 2.0 sacks (-17 yards) and two pass breakups ... recorded a season-high five tackles (all solo) at Arizona ... had three tackles vs. UC Davis and Washington; two vs. Colorado, vs. UCLA, at USC and at Washington State; and one vs. Arizona State and Oregon ... recorded his first two career sacks in back-to-back games at USC (-9 yards) and vs. Arizona State (-8 yards), while his two pass breakups came in back-to-back contests at Arizona and vs. UCLA.

**2009:** Played in 12 of the team's 13 games off the bench, recording 14 tackles and recovering two fumbles to rank tied for seventh in the Pac-10 with an average of 0.17 fumbles recovered per game ... recorded a season-best three tackles in the Big Game at Stanford, while picking up two in each of the first three contests vs. Maryland, vs. Eastern Washington and at Minnesota, and again later in the campaign vs. Washington State ... added a single tackle at UCLA, at Washington and in the Poinsettia Bowl vs. Utah ... fumble recoveries came against Maryland and at Oregon with both occurring on opponent kick returns, leading to a touchdown vs. the Terrapins and a field goal against the Ducks.

**2008:** Played in 11 games off the bench and recorded four tackles ... had a season-high two tackles at Arizona, as well as one each vs. Colorado State and Washington.

**2007:** Redshirted ... did not play ... earned Scout Team Player of the Year honors on defense.

**CHEYENNE HS:** Selected to the All-Far West team by SuperPrep ... a Prepstar All-West Region choice ... Rivals listed him as the No. 3 prospect in Nevada and No. 58 among all players classified as "athletes" in the nation ... a two-time first-team All-State selection as well as a two-time All-Sunset Northwest League pick ... collected a team-best 61 tackles, eight interceptions including four he returned for touchdowns, two forced fumbles and three fumble recoveries as a senior cornerback ... recorded 10 rushing touchdowns, 751 yards passing and three interceptions as a junior.

**PERSONAL:** Full name is Darion Lamar Campbell Jr. ... born July 24, 1989 ... parents are Delaney and Valencia Meyer ... major is social welfare.

#### CAMPBELL'S CAREER STATISTICS

INTERCEPTIONS	G-GS	No.	Yds	TD	Lg	Avg/R	Avg/G
2008	9-0	0	0	0	0	0.0	0.0
2009	12-0	0	0	0	0	0.0	0.0
2010	12-1	0	0	0	0	0.0	0.0
2011	13-13	2	29	0	29	14.5	2.2
<b>TOTAL</b>	<b>46-14</b>	<b>2</b>	<b>29</b>	<b>0</b>	<b>29</b>	<b>14.5</b>	<b>0.6</b>

ALL-PURPOSE	G-GS	Rush	Rec	PR	KR	IR	Total	Avg/G
2008	9-0	0	0	0	0	0	0	0.0
2009	12-0	0	0	0	0	0	0	0.0
2010	12-1	0	0	0	0	0	0	0.0
2011	13-13	0	0	0	0	29	29	2.2
<b>TOTAL</b>	<b>46-14</b>	<b>0</b>	<b>0</b>	<b>0</b>	<b>0</b>	<b>29</b>	<b>29</b>	<b>0.6</b>

TACKLES	G-GS	UA	A	Total	TFL	Yds	PD	FF	FR	Blkd
2008	9-0	4	0	4	0.0	0	0	0	0	0
2009	12-0	9	5	14	0.0	0	0	0	2	0
2010	12-1	12	9	21	2.0	17	2	0	0	0
2011	13-13	46	25	71	2.5	7	7	1	2	0
<b>TOTAL</b>	<b>46-14</b>	<b>71</b>	<b>39</b>	<b>110</b>	<b>4.5</b>	<b>24</b>	<b>9</b>	<b>1</b>	<b>4</b>	<b>0</b>

SACKS	G-GS	UA	A	Total	Yds
2008	9-0	0	0	0.0	0
2009	12-0	0	0	0.0	0
2010	12-1	2	0	2.0	17
2011	13-13	0	0	0.0	0
<b>TOTAL</b>	<b>46-14</b>	<b>2</b>	<b>0</b>	<b>2.0</b>	<b>17</b>

#### CAMPBELL'S CAREER GAME HIGHS

**Tackles:** 11 (at UCLA, 2011)  
**Tackles For Loss:** 1.0 (four times, last at UCLA, 2011)  
**Tackle For Loss Yards:** 9 (vs. Arizona State, 2010)  
**Sacks:** 1.0 (twice, last vs. Arizona State, 2010)  
**Sack Yards:** 9 (vs. Arizona State, 2010)  
**Forced Fumbles:** 1 (twice, last at Arizona State, 2011)  
**Fumble Recoveries:** 1 (four times, last at UCLA, 2009)  
**Interceptions:** 1 (twice, last vs. Oregon State, 2011)  
**Interception Return Yards:** 29 (at Oregon, 2011)  
**Long Interception Return:** 29 (at Oregon, 2011)  
**Pass Breakups:** 2 (vs. Oregon State, 2011)  
**All-Purpose Yards:** 29 (at Oregon, 2011)

## SEAN CATTOUSE

(cuh-TOOS)

#11



**DB, 6-3, 218** ..... **Chicago, IL**  
**2007-11** ..... **Hubbard HS**

**AFTER CAL:** Agreed to terms on an undrafted free agent contract with the San Diego Chargers on April 30, 2012 ... participated at the 2012 NFL Combine, recording a time of 4.74 in the 40-yard dash, as well as marks of 6.99 in the 3 cone drill and 4.15 in the 20-yard shuttle, and jumps of 34.0" in the vertical and 9' 6" in the broad ... participated

in Cal's 2012 Pro Day.

**CAL CAREER:** A three-time honorable mention All-Pac-10/12 selection that played in 49 games from 2008-11, including each of the final 42 contests possible, with 26 starts ... registered 185 tackles, 7.0 tackles for loss (-11 yards), 2.0 sacks (-3 yards), seven interceptions that he returned 44 yards,

17 pass breakups, two fumble recoveries and 44 all-purpose yards.

**2011:** Earned honorable mention All-Pac-12 honors from the league's coaches after recording a career-high 75 tackles to rank third on the team, as well as a team-high-tying two interceptions that he returned 20 yards and two fumble recoveries ... among the Pac-12's per-game leaders in both tackles (5.77, T23rd) and interceptions (0.15, T24th) ... added 1.0 sack (-2 yards), 3.5 tackles for loss (-7 yards) and two pass breakups in 13 games played and 12 starts ... tied for the second-most interceptions in a game by a Pac-12 player when he had two in the first half vs. Presbyterian that both led to Cal touchdowns, running the first back 20 yards to the Presbyterian four-yard line to set up a one-yard Isi Sofele touchdown run, and giving the ball to Cal at its own 49-yard line on the second to set up a 51-yard touchdown toss from Zach Maynard to Marvin Jones ... recorded a season-high 13 tackles against Stanford, adding 1.0 tackle for loss (-2 yards) and a pass breakup ... other double-digit tackle game came when he posted 10 at UCLA ... had seven tackles both at Washington and vs. USC, adding a fumble recovery against the Huskies ... registered six tackles on four occasions at Colorado, at Oregon, vs. Washington State and vs. Oregon State ... added 1.0 tackle for loss (-3 yards) against the Ducks, and 0.5 tackles for loss, a fumble recovery and a pass breakup against the Beavers ... had four tackles in each of the final two games at Arizona State and vs. Texas in the Holiday Bowl, three in the season opener vs. Fresno State including a two-yard sack, two against Presbyterian and one vs. Utah ... third-team preseason All-American according to Sporting News ... listed as the nation's No. 5 draft-eligible strong safety prior to the season according to Phil Steele ... a national honors candidate for the Jim Thorpe Award and Jack Tatum Trophy given annually to the nation's top defensive back ... listed as a first-team preseason All-Pac-12 choice by Sporting News, while checking in on Lindy's second team and Steele's fourth team ... one of Cal's "Players to Watch" according to Lindy's.

**2010:** Picked up honorable mention All-Pac-10 honors for the second consecutive season, playing in all 12 games with six starts and posting 59 tackles that was second among the team's defensive backs and sixth overall ... added 1.0 tackle for loss (-1 yard), 1.0 sack (-1 yard), one interception, one quarterback hurry and a team-high-tying seven pass breakups ... among the Pac-10's per-game leaders in tackles (No. 43, 4.9) ... picked up the Berkeley Breakfast Club Award for the Most Outstanding Player in the Big Game on defense after recording a career-high 15 tackles and a pass breakup against Stanford ... also had eight tackles on a pair of occasions vs. Arizona State and at Oregon State, adding his lone interception of the season and a career-high-tying two pass breakups vs. the Sun Devils and one pass breakup against the Beavers ... credited for the first sack of his career for a one-yard loss at Washington State ... first-team preseason All-Pac-10 choice according to both Lindy's and Sporting News, while checking in on the third-team preseason All-Pac-10 squads of Athlon and Phil Steele ... listed by Phil Steele as the nation's No. 20 draft-eligible strong safety and as one of Cal's "Players to Watch" by Lindy's.

**2009:** An All-Pac-10 honorable mention selection ... earned the Stub Allison Award given to Cal's Most Inspirational Player ... played in all 13 games and started the final six contests, recording 37 tackles, 2.0 tackles for loss (-2 yards), one interception and three pass breakups ... had identical totals of a season-high-tying eight tackles and a career-high-tying 1.0 tackle for loss for one yard vs. both Utah in the Poinsettia Bowl and against Oregon State ... also had an interception against the Beavers ... had four tackles both at Stanford and at Washington ... posted a career-high-tying two pass breakups at Arizona State ... had at least one tackle in each of his last 12 games after not making a tackle in the season opener vs. Maryland.

**2008:** Played in 11 games with two starts, tying for second on the team with a career-high three interceptions that he returned for a career-high 24 yards and adding 13 tackles ... averaged 0.27 picks per game to rank No. 10 in the Pac-10 ... added five pass breakups for an average of 0.45 per game to rank No. 14 in the Pac-10 ... had a half tackle for loss (-1 yard) ... made his first career start for an injured Brett Johnson in the Big Game vs. Stanford and came through with a season-high five tackles ... also started in the Emerald Bowl vs. Miami, Fla., finishing with three stops and the half tackle for loss (-1 yard) ... all three of his interceptions halted opponents' scoring drives deep in Cal territory ... his first pick came at the Cal six-yard line with the Bears up 24-14 in the fourth quarter vs. Arizona State ... also stopped a UCLA drive at the Cal three-yard line, returning the interception nine yards ... his final pick came in Cal's own end zone vs. Oregon.

**2007:** Redshirted ... did not play.

**HUBBARD HS:** Rated the No. 12 prospect in Illinois and the No. 50 safety in the country by Rivals ... selected to the All-Midwest team by SuperPrep ... earned All-Chicago Public Illini-Prairie State, All-City and All-State honors as a senior when he totaled 36 tackles with four interceptions and two blocked



kicks ... threw for 1,257 yards while rushing for 800 from the quarterback position in his final prep season ... helped his team to the state semifinals as a junior in 2005 and the Chicago City title during his 2006 senior campaign ... the first Jeff Tedford recruit from the state of Illinois ... the only top-30 prospect of his class in Illinois to venture out of the Midwest to the West Coast.

**PERSONAL:** Full name is Sean M. Cattouse ... born October 4, 1988 ... parents are Michael and Sally Cattouse ... major is social welfare.

## CATTOUSE'S CAREER STATISTICS

INTERCEPTIONS	G-GS	No.	Yds	TD	Lg	Avg/R	Avg/G
2008	11-2	3	24	0	10	8.0	2.2
2009	13-6	1	0	0	0	0.0	0.0
2010	12-6	1	0	0	0	0.0	0.0
2011	13-12	2	20	0	20	10.0	1.5
<b>TOTAL</b>	<b>49-25</b>	<b>7</b>	<b>44</b>	<b>0</b>	<b>20</b>	<b>6.3</b>	<b>0.9</b>

ALL-PURPOSE	G-GS	Rush	Rec	PR	KR	IR	Total	Avg/G
2008	11-2	0	0	0	0	24	24	2.2
2009	13-6	0	0	0	0	0	0	0.0
2010	12-6	0	0	0	0	0	0	0.0
2011	13-12	0	0	0	0	20	20	1.5
<b>TOTAL</b>	<b>49-25</b>	<b>0</b>	<b>0</b>	<b>0</b>	<b>0</b>	<b>44</b>	<b>44</b>	<b>0.9</b>

TACKLES	G-GS	UA	A	Total	TFL	Yds	PD	FF	FR	Blkd
2008	11-2	8	5	13	0.5	1	8	0	0	0
2009	13-6	28	9	37	2.0	2	4	0	0	0
2010	12-6	37	22	59	1.0	1	8	0	0	0
2011	13-12	48	27	75	3.5	7	4	0	2	0
<b>TOTAL</b>	<b>49-25</b>	<b>121</b>	<b>63</b>	<b>184</b>	<b>7.0</b>	<b>11</b>	<b>24</b>	<b>0</b>	<b>2</b>	<b>0</b>

SACKS	G-GS	UA	A	Total	Yds
2008	11-2	0	0	0.0	0
2009	13-6	0	0	0.0	0
2010	12-6	1	0	1.0	1
2011	13-12	1	0	1.0	2
<b>TOTAL</b>	<b>49-25</b>	<b>2</b>	<b>0</b>	<b>2.0</b>	<b>3</b>

## CATTOUSE'S CAREER GAME HIGHS

**Tackles:** 15 (vs. Stanford, 2010)  
**Tackles For Loss:** 1.0 (six times, last at Stanford, 2011)  
**Tackle For Loss Yards:** 3 (at Oregon, 2011)  
**Sacks:** 1.0 (twice, last vs. Fresno State, 2011)  
**Sack Yards:** 2 (vs. Fresno State, 2011)  
**Fumble Recoveries:** 1 (seven times, last at Arizona State, 2011)  
**Interceptions:** 2 (vs. Presbyterian, 2011)  
**Interception Return Yards:** 20 (vs. Presbyterian, 2011)  
**Long Interception Return:** 20 (vs. Presbyterian, 2011)  
**Pass Breakups:** 2 (twice, last vs. Arizona State, 2010)  
**All-Purpose Yards:** 20 (vs. Presbyterian, 2011)

## JUSTIN CHEADLE

(CHEE-dull)

#61



**OL, 6-3, 295..... Bakersfield, CA**  
**2007-11..... Bakersfield HS**

**AFTER CAL:** Agreed to terms on an undrafted free agent contract with the Kansas City Chiefs on April 30, 2012 ... participated at Cal's 2012 Pro Day.

**CAL CAREER:** Played in 47 games with 35 starts from 2008-11 ... started 21 consecutive games at right guard spanning all 13 contests of 2009 and the first eight of 2010, before returning to start all

13 games in his senior season at the position ... a two-time winner of the team's Bob Tessier Award for its Most Improved Lineman ... did not record any stats other than participation.

**2011:** Started all 13 games at right guard ... an honorable mention All-Pac-12 pick of the league's coaches ... second-team all-conference according to Yahoo! Sports and third-team by College Sports Madness ... also selected to the ESPN.com Pac-12 Blog's All-Underrated squad ... named to the Pac-12's All-Academic honorable mention team for the second consecutive season ... earned the team's Bob Tessier Award for its Most Improved

Lineman for the second time in his career and its' Senior Lifter of the Year honor ... totaled team highs of 16.5 pancakes and 21 cut blocks, and had 29.5 knockdowns to rank second one behind Mitchell Schwartz' 30.5 ... did not record any stats other than participation.

**2010:** Played in all 12 games and started the first eight contests at right guard ... named to the Pac-10's All-Academic honorable mention squad ... a second-team All-Pac-10 midseason choice of Phil Steele ... did not record any stats other than participation.

**2009:** Started all 13 games at right guard ... recipient of team's Bob Tessier Award as the Most Improved Offensive Lineman ... did not record any stats other than participation.

**2008:** Appeared in nine games, including his first career start when he filled in for an injured Noris Malele at right guard vs. Oregon ... also saw extensive action at USC ... did not record any stats other than participation.

**2007:** Redshirted ... did not play.

**BAKERSFIELD HS:** Rated as the top offensive guard in Central California and No. 13 overall at the position in the nation by Scout ... selected to the All-Far West team by SuperPrep ... the No. 42 overall recruit in the state of California according to Rivals ... listed on the Long Beach Press-Telegram's Best in the West team ... Prepstar All-West Region choice ... third-team All-State, two-time first-team All-Area and three-time All-Southeast Yosemite League honoree ... helped his squad to the CIF Central section title his junior year ... also nationally rated as a defensive tackle by Rivals ... earned All-Area and All-SYL distinctions in basketball during his sophomore and junior seasons ... earned numerous academic honors, including the Project BEST Academic Merit Scholar award and the Most Outstanding AVID Student award ... a member of the National Honor Society and ranked in the top five percent of his class.

**PERSONAL:** Full name is Justin DeWayne Cheadle ... born March 11, 1989 ... parents are DeWayne and Patricia Cheadle ... had one uncle, John Tarver, who played four seasons in the NFL with the New England Patriots and Philadelphia Eagles after a collegiate career at Colorado ... two other uncles, Bernard and Roger Tarver, played college football for USC and Washington, respectively ... graduated from Cal in December of 2011 with a bachelor's degree in American studies.

## CHEADLE'S CAREER STATISTICS

PARTICIPATION	G-GS	
2008	9-1	No other statistics
2009	13-13	No other statistics
2010	12-8	No other statistics
2011	13-13	No other statistics
<b>TOTAL</b>	<b>47-35</b>	<b>No other statistics</b>

## KAELIN CLAY

(KAY-lynn)

#4



**WR, 5-11, 188..... Long Beach, CA**  
**2010-11..... Long Beach Poly HS**

**2011:** Did not play ... with the team during spring practices and into the early portions of the season.

**2010:** Redshirted ... did not play ... named Co-Scout Team Player of the Year on special teams.


**LONG BEACH POLY HS:** Ranked as the No. 53 wide receiver nationally by Rivals and the media outlet's No. 79 player overall in California ... began

his SuperPrep All-American and All-Moore League senior season as a wide receiver before moving to the backfield for the final four games ... rushed for 1,048 yards and posted another 524 receiving to combine for 1,572 rushing and receiving yards as a senior, while scoring 15 touchdowns (eight receiving, seven rushing) and adding 13 punt returns for 206 yards ... caught 20 passes for 502 yards and six TDs in his junior campaign on a squad that won the Southern Section title ... finished third in the state in 100-meter dash (10.44) and fourth in the 200 (21.07) as a senior in 2010 with career-best times in both ... track and field squad won Moore League titles in each of his four seasons, while he was a four-time winner (100 meters, 200 meters, 4x100 meter relay, 4x400 meter relay) at the league track and field meet in each of his final two seasons, as well as the winner in both the 100 and 200-meter dash during each of his final three campaigns.

**PERSONAL:** Full name is Kaelin Jesse Clay ... born January 3, 1992 ... parents are Rodney Clay and Joi King ... major at Cal was undeclared.

**RYAN DAVIS**

#22

**LB, 6-4, 250..... Los Angeles, CA**  
**2009-11.....Cerritos College/Artesia HS****CAL CAREER:** Played in 16 games and started three, seeing most of his action as a special teams player and reserve linebacker ... recorded 12 tackles, 2.0 tackles for loss (-10 yards), 1.0 sack (-8 yards), one pass breakup and one quarterback hurry.**2010:** Posted career highs of 10 games played and three starts ... in the mix as a starter at outside linebacker early in the season as he started three of the team's first five games at Colorado, at Washington and at Oregon ... played in each of the first 10 games but missed the final three at Stanford, at Arizona State and in the Holiday Bowl vs. Texas ... registered a career-high eight tackles, equaled a career-high 1.0 tackles for loss for a career-high -8 yards and had the lone sack, pass breakup and quarterback hurry of his career with one each ... had a career-high four of his tackles as well as his quarterback hurry and pass breakup at Colorado ... had an eight-yard sack in the season-opener vs. Fresno State ... had single tackles in games at Oregon, vs. USC and vs. Oregon State.**2010:** Played in six games off the bench primarily as a reserve linebacker and on special teams, contributing four tackles and 1.0 tackle for loss (-2 yards) ... had a season-high two tackles and his tackle for loss (-2 yards) at USC ... added single tackles in each of the first two contests against UC Davis and Colorado.**2009:** Redshirted ... did not play ... named the nation's No. 33 incoming junior college player by Phil Steele prior to the season.**CERRITOS COLLEGE:** Listed as a three-star junior college prospect by Rivals and ranked No. 98 among junior college players across the nation by the organization, while SuperPrep listed him at No. 48 nationally ... played in 11 games as a 2008 sophomore, recording 39 tackles, 16.0 tackles for loss and 11.0 sacks to go along with three forced fumbles and two fumble recoveries ... the only player to earn unanimous first-team All-National Division Central Conference honors in 2008 ... also started all nine games as a 2007 freshman, finishing with 11 tackles, 4.5 tackles for loss, 1.0 sack and five quarterback hurries.**ARTESIA HS:** Earned All-Suburban League honors as a junior ... recorded 6.0 sacks in a game vs. Mayfair High School ... also a member of his school's track and field team.**PERSONAL:** Full name is Ryan Terryl Davis ... born December 27, 1986 ... parents are Terryl Davis and Rosalind Robinson ... major is American studies.**DAVIS' CAREER STATISTICS**

TACKLES	G-GS	UA	A	Total	TFL	Yds	PD	FF	FR	Blkd
2010	6-0	3	1	4	1.0	2	0	0	0	0
2011	10-3	4	4	8	1.0	8	1	0	0	0
<b>TOTAL</b>	<b>16-3</b>	<b>7</b>	<b>5</b>	<b>12</b>	<b>2.0</b>	<b>10</b>	<b>1</b>	<b>0</b>	<b>0</b>	<b>0</b>

SACKS	G-GS	UA	A	Total	Yds
2010	6-0	0	0	0.0	0
2011	10-3	1	0	1.0	8
<b>TOTAL</b>	<b>16-3</b>	<b>1</b>	<b>0</b>	<b>1.0</b>	<b>8</b>

**DAVIS' CAREER GAME HIGHS****Tackles:** 4 (at Colorado, 2011)**Tackles For Loss:** 1.0 (twice, last vs. Fresno State, 2011)**Tackle For Loss Yards:** 8 (vs. Fresno State, 2011)**Sacks:** 1.0 (vs. Fresno State, 2011)**Sack Yards:** 8 (vs. Fresno State, 2011)**Quarterback Hurries:** 1 (at Colorado, 2011)**Pass Breakups:** 1 (at Colorado, 2011)**COVAUGHN**

#33/28

**DeBOSKIE-JOHNSON****(COE-von duh-BOSS-key)****TB, 5-11, 210..... Tucson, AZ**  
**2008-11..... Hamilton HS****CAL CAREER:** Played in 23 games off the bench during the last three seasons of his four campaigns with the program from 2008-10 ... totaled 321 rushing yards and two touchdowns on the ground, averaging 5.2 yards per rush on 62 carries ... added five receptions for 46 yards and one kick return for 14 yards for a total of 381 all-purpose yards ... also

had one tackle ... wore No. 28 during his first two seasons with the program, but changed to No. 33 for his final two campaigns.

**2011:** Played in a career-high 10 games off the bench, contributing 10 rushes for 40 yards and a touchdown on the ground, four catches for 42 yards and a tackle ... had his biggest game against Presbyterian when he rushed five times for 39 yards and a touchdown (all season bests) ... other rush came for one yard came against Utah ... did come up with catches in Pac-12 contests at Washington, vs. Utah and at Arizona State ... had career highs of two receptions and 22 receiving yards vs. the Huskies with a 15-yarder tying for a career-long ... had single receptions against the Utes (career-high-tying 15 yards) and the Sun Devils (five yards) ... tackle came at UCLA.**2010:** Played in four games off the bench, contributing 70 rushing yards on 21 carries and his first career reception for four yards ... posted a season-high 31 yards on the ground, including a 10-yard run that was his longest of the campaign vs. Colorado ... rushed a season-high seven times for 21 yards against UC Davis and also had his four-yard reception ... his numbers in the other two games he played in were four rushes for 14 yards vs. UCLA and six rushes for four yards against Arizona State.**2009:** Played in nine games off the bench and was third on the team with career highs of 211 rushing yards, 31 carries and a 6.8 yard per carry average that was second among the team's running backs, while adding one touchdown on the ground ... rushed for 10 or more yards on 29.0% of his runs with his nine double-digit rushes ranking third on the team ... also returned one kick for 14 yards in the regular-season finale at Washington ... had the biggest game of his career in the team's second contest vs. Eastern Washington, rushing for 92 yards on 11 carries (both career-highs), while also picking up both his first career rushing touchdown on a one-yard run with 0:20 to go in the game and adding the longest run of his career with a 30-yard jaunt earlier on the same drive during a 59-7 Cal win ... was productive in the team's season-opening 52-13 win over Maryland, rushing for 54 yards on nine carries ... picked up 41 yards on six carries with a long run of 26 yards in a 49-17 triumph over Washington State ... also had a run of 14 yards at Stanford among his two rushes for 17 yards total and one of 12 yards in his only attempt vs. Arizona.**2008:** Redshirted ... did not play ... took full part in 2008 spring drills after graduating early from high school and enrolling at Cal in January of 2008.**HAMILTON HS:** A SuperPrep All-American and All-Far West choice ... listed as the No. 27 all-purpose running back in the nation by Rivals as well as the No. 12 prospect in Arizona for all players by the organization ... rated as the No. 28 running back nationally and a four-star recruit by Scout ... rushed for 821 yards and 13 touchdowns while adding 362 yards and five touchdown receptions as a senior, when he led his team to a 12-1 record, with the only loss a defeat in the state semifinals ... compiled 1,304 yards and 22 touchdowns on the ground as well as 434 receiving yards and two touchdown catches on a 13-1 club as a junior in 2006 ... chosen as a Class 5A honorable mention selection by the Arizona Republic ... one of four national finalists for the 2008 EAS Speed and Strength Award ... also a finalist as a senior for the prestigious Watkins Award, a national honor recognizing success in athletics and academics among young African American males.**PERSONAL:** Full name is Covaughn DeBoskie-Johnson ... born December 18, 1989 ... parents are Tim Johnson and Wakena DeBoskie ... major at Cal was interdisciplinary studies with an emphasis in globalization and consumer behavior.



## DeBOSKIE-JOHNSON'S CAREER STATISTICS

RUSHING	G-GS	Att	Yds	TD	Lg	Avg/C	Avg/G
2009	9-0	31	211	1	30	6.8	23.4
2010	4-0	21	70	0	10	3.3	17.5
2011	10-0	10	40	1	9	4.0	4.0
<b>TOTAL</b>	<b>23-0</b>	<b>62</b>	<b>321</b>	<b>2</b>	<b>30</b>	<b>5.2</b>	<b>13.4</b>

TOTAL OFFENSE	G-GS	Rush	Pass	Total	Avg/G
2009	9-0	211	0	211	23.4
2010	4-0	70	0	70	17.5
2011	10-0	40	0	40	4.0
TOTAL	23	321	0	321	13.4

RECEIVING	G-GS	Rec	Yds	TD	Lg	Rec/G	Avg/C	Avg/G
2009	9-0	0	0	0	0	0.0	0.0	0.0
2010	4-0	1	4	0	4	0.2	4.0	1.0
2011	10-0	4	42	0	15	0.4	10.5	4.2
<b>TOTAL</b>	<b>23-0</b>	<b>5</b>	<b>46</b>	<b>0</b>	<b>15</b>	<b>0.2</b>	<b>9.2</b>	<b>1.9</b>

SCORING	G-GS	TD	Rush	Pass	Retn	PAT	2PAT	FG	Total	Avg/G
2009	9-0	1	1	0	0	0	0	0	6	0.7
2010	4-0	0	0	0	0	0	0	0	0	0.0
2011	10-0	1	1	0	0	0	0	0	6	0.6
<b>TOTAL</b>	<b>23</b>	<b>2</b>	<b>2</b>	<b>0</b>	<b>0</b>	<b>0</b>	<b>0</b>	<b>0</b>	<b>12</b>	<b>0.5</b>

KICK RETURNS	G-GS	No.	Yds	TD	Lg	Avg/R	Avg/G
2009	9-0	1	14	0	14	14.0	1.6
2010	4-0	0	0	0	0	0.0	0.0
2011	10-0	0	0	0	0	0.0	0.0
<b>TOTAL</b>	<b>23-0</b>	<b>1</b>	<b>14</b>	<b>0</b>	<b>14</b>	<b>14.0</b>	<b>0.6</b>

ALL-PURPOSE	G-GS	Rush	Rec	PR	KR	IR	Total	Avg/G
2009	9-0	211	0	0	14	0	225	25.0
2010	4-0	70	4	0	0	0	74	18.5
2011	10-0	40	42	0	0	0	82	8.2
<b>TOTAL</b>	<b>23-0</b>	<b>321</b>	<b>46</b>	<b>0</b>	<b>14</b>	<b>0</b>	<b>381</b>	<b>15.9</b>

TACKLES	G-GS	UA	A	Total	TFL	Yds	PD	FF	FR	Blkd
2009	9-0	0	0	0	0.0	0	0	0	0	0
2010	4-0	0	0	0	0.0	0	0	0	0	0
2011	10-0	1	0	1	0.0	0	0	0	0	0
<b>TOTAL</b>	<b>23-0</b>	<b>1</b>	<b>0</b>	<b>1</b>	<b>0.0</b>	<b>0</b>	<b>0</b>	<b>0</b>	<b>0</b>	<b>0</b>

## DeBOKSIE-JOHNSON'S CAREER GAME HIGHS

**Rushes:** 11 (vs. Eastern Washington, 2009)  
**Rushing Yards:** 92 (vs. Eastern Washington, 2009)  
**Rushing TDs:** 1 (twice, last vs. Presbyterian, 2011)  
**Long Rush:** 30 (vs. Eastern Washington, 2009)  
**Receptions:** 2 (at Washington, 2011)  
**Receiving Yards:** 22 (at Washington, 2011)  
**Long Reception:** 15 (twice, last vs. Utah, 2011)  
**Kick Returns:** 1 (at Washington, 2009)  
**Kick Return Yards:** 14 (at Washington, 2009)  
**Long Kick Return:** 14 (at Washington, 2009)  
**All-Purpose Yards:** 92 (vs. Eastern Washington, 2009)  
**Tackles:** 1 (at UCLA, 2011)  
**Points:** 6 (twice, last vs. Presbyterian)

## NICO DUMONT

(DOO-mont)

#22/29/30



**FB, 5-11, 232**..... Novato, CA  
**2009-11**..... Marin Catholic HS

**CAL CAREER:** Spent three seasons at Cal from 2009-11 before leaving the team in the spring of 2012, playing 10 games off the bench and totaling one rush for four yards as well as two receptions for eight yards and one touchdown ... wore No. 30 as a true freshman in 2009 but changed to No. 29 during the 2010 season ... changed again to No. 22

after the 2011 season but never played a game in that number.

**2011:** Played in six games off the bench and recorded one rush for four yards against Presbyterian and two receptions for eight yards ... caught a two-yard touchdown pass from Zach Maynard the first time he touched the ball at Cal that was Golden Bears' first score in the second quarter of an eventual 36-33 overtime win at Colorado ... also had a six-yard reception at Arizona State.

**2010:** Played in four games off the bench in the first action of his collegiate career ... recorded no stats other than participation.

**2009:** Redshirted ... did not play.

**MARIN CATHOLIC HS:** Named a first-team All-State player by Cal-Hi Sports as a defensive back during his senior campaign ... ran for 327 yards and four touchdowns in a game vs. Justin-Siena during his junior year.

**PERSONAL:** Full name is Nico Patrick Dumont ... born October 15, 1990 ... parents are Tony and Patty Dumont ... major is undeclared.

## DUMONT'S CAREER STATISTICS

RUSHING	G-GS	Att	Yds	TD	Lg	Avg/C	Avg/G
2010	4-0	0	0	0	0	0.0	0.0
2011	6-0	1	4	0	4	4.0	0.7
<b>TOTAL</b>	<b>10-0</b>	<b>1</b>	<b>4</b>	<b>0</b>	<b>4</b>	<b>4.0</b>	<b>0.4</b>

<i><b>TOTAL OFFENSE</b></i>	<i><b>G-GS</b></i>	<i><b>Rush</b></i>	<i><b>Pass</b></i>	<i><b>Total</b></i>	<i><b>Avg/G</b></i>
2010	4-0	0	0	0	0.0
2011	6-0	4	0	4	0.7
<i><b>TOTAL</b></i>	<i><b>10-0</b></i>	<i><b>4</b></i>	<i><b>0</b></i>	<i><b>4</b></i>	<i><b>0.4</b></i>

RECEIVING	G-GS	Rec	Yds	TD	Lg	Rec/G	Avg/C	Avg/G
2010	4-0	0	0	0	0	0.0	0.0	0.0
2011	6-0	2	8	1	6	0.3	4.0	1.3
<b>TOTAL</b>	<b>10-0</b>	<b>2</b>	<b>8</b>	<b>1</b>	<b>6</b>	<b>0.2</b>	<b>4.0</b>	<b>0.8</b>

SCORING	G-GS	TD	Rush	Pass	Retn	PAT	2PAT	FG	Total	Avg/G
2010	4-0	0	0	0	0	0	0	0	0	0.0
2011	6-0	1	0	1	0	0	0	0	6	1.0
<b>TOTAL</b>	<b>10-0</b>	<b>1</b>	<b>0</b>	<b>1</b>	<b>0</b>	<b>0</b>	<b>0</b>	<b>0</b>	<b>6</b>	<b>0.6</b>

ALL-PURPOSE	G-GS	Rush	Rec	PR	KR	IR	Total	Avg/G
2010	4-0	0	0	0	0	0	0	0.0
2011	6-0	4	8	0	0	0	12	2.0
<b>TOTAL</b>	<b>10-0</b>	<b>4</b>	<b>8</b>	<b>0</b>	<b>0</b>	<b>0</b>	<b>12</b>	<b>1.2</b>

## DUMONT'S CAREER GAME HIGHS

**Rushes:** 1 (vs. Presbyterian, 2011)  
**Rushing Yards:** 4 (vs. Presbyterian, 2011)  
**Long Rush:** 4 (vs. Presbyterian, 2011)  
**Receptions:** 1 (twice, last at Arizona State, 2011)  
**Receiving Yards:** 6 (at Arizona State, 2011)  
**Receiving TDs:** 1 (at Colorado, 2011)  
**Long Reception:** 6 (at Arizona State, 2011)  
**All-Purpose Yards:** 6 (at Arizona State, 2011)  
**Points:** 6 (at Colorado, 2011)

## COLEMAN EDMOND

#2



**WR, 5-11, 205..... Kingston, NY**  
**2010-11..... Pierce College/Kingston HS**

**CAL CAREER:** Played in 15 games off the bench during his two seasons with the program from 2009-11 ... made most of his contributions as a kick returner with 16 returns for 333 yards for a 20.8 average with a career long of 34 yards vs. in 2011. ... also had one reception for zero yards and one punt return for -8 yards to make his all-purpose

total yardage 325 ... added one tackle.

**2011:** Played in a career-high nine games off the bench and was one of the team's primary kick returns, bringing 12 kicks back for 234 yards (19.5 average) to rank tied second on the club in kick returns and third in kick return yards ... finished with 226 all-purpose yards after losing eight on his lone punt return vs. Presbyterian ... biggest game came at Colorado when he returned four kicks for 93 yards, while he also returned three for 61 yards in the season-opener vs. Fresno State ... had the longest kick return of his career of 34 yards in his final return at UCLA ... also had single kick returns vs. USC (16 yards), at Oregon (12 yards), vs. Utah (11 yards) and vs. Presbyterian (seven yards) ... recorded his tackle at Colorado.

**2010:** Played in six games off the bench ... made one catch for no gain in the season opener vs. UC Davis ... returned four kicks for 99 yards ... had two kick returns for 48 yards in his first action as a kick returner vs. USC ... added one return in each of the season's final two games vs. Washington (season-long 33 yards) and vs. Stanford (18 yards) ... Cal's lone junior college signee in the 2010 class of newcomers.

**PIERCE COLLEGE:** Led all Southern California junior college players with 1,584 all-purpose yards as a sophomore in 2009 to earn Offensive Player of the Year honors for the Southern California Football Association's American Division of the Pacific Conference ... played a major role in Pierce College winning its first conference title since 1985 in his lone season with the Brahmas ... posted 37 receptions for 718 yards and caught 11 touchdown passes, while adding other totals of 533 kick return yards, 307 punt return yards and 26 rushing yards.

**KINGSTON HS:** Participated in baseball and football.

**PERSONAL:** Full name is Coleman B. Edmond ... born June 28, 1988 ... parents are Earl and Sylvia Edmond ... major is American studies.

### EDMOND'S CAREER STATISTICS

RECEIVING	G-GS	Rec	Yds	TD	Lg	Rec/G	Avg/C	Avg/G
2010	6-0	1	0	0	0	0.2	0.0	0.0
2011	9-0	0	0	0	0	0.0	0.0	0.0
<b>TOTAL</b>	<b>15-0</b>	<b>1</b>	<b>0</b>	<b>0</b>	<b>0</b>	<b>0.1</b>	<b>0.0</b>	<b>0.0</b>

PUNT RETURNS	G-GS	No.	Yds	TD	Lg	Avg/R	Avg/G
2010	6-0	0	0	0	0	0.0	0.0
2011	9-0	1	-8	0	0	-8.0	-0.9
<b>TOTAL</b>	<b>15-0</b>	<b>1</b>	<b>-8</b>	<b>0</b>	<b>0</b>	<b>-8.0</b>	<b>-0.5</b>

KICK RETURNS	G-GS	No.	Yds	TD	Lg	Avg/R	Avg/G
2010	6-0	4	99	0	33	24.8	16.5
2011	9-0	12	234	0	34	19.5	26.0
<b>TOTAL</b>	<b>15-0</b>	<b>16</b>	<b>333</b>	<b>0</b>	<b>34</b>	<b>20.8</b>	<b>22.2</b>

ALL-PURPOSE	G-GS	Rush	Rec	PR	KR	IR	Total	Avg/G
2010	6-0	0	0	0	99	0	99	16.5
2011	9-0	0	0	-8	234	0	226	25.1
<b>TOTAL</b>	<b>15-0</b>	<b>0</b>	<b>0</b>	<b>-8</b>	<b>333</b>	<b>0</b>	<b>325</b>	<b>21.7</b>

TACKLES	G-GS	UA	A	Total	TFL	Yds	PD	FF	FR	Blkd
2010	6-0	0	0	0	0.0	0	0	0	0	0
2011	9-0	1	0	1	0.0	0	0	0	0	0
<b>TOTAL</b>	<b>15-0</b>	<b>1</b>	<b>0</b>	<b>1</b>	<b>0.0</b>	<b>0</b>	<b>0</b>	<b>0</b>	<b>0</b>	<b>0</b>

## EDMOND'S CAREER GAME HIGHS

**Receptions:** 1 (vs. UC Davis, 2010)  
**Receiving Yards:** 0 (vs. UC Davis, 2010)  
**Long Reception:** 0 (vs. UC Davis, 2010)  
**Kick Returns:** 4 (at Colorado, 2011)  
**Kick Return Yards:** 93 (at Colorado, 2011)  
**Long Kick Return:** 34 (at UCLA, 2011)  
**Punt Returns:** 1 (vs. Presbyterian, 2011)  
**Punt Return Yards:** -8 (vs. Presbyterian, 2011)  
**Long Punt Return:** -8 (vs. Presbyterian, 2011)  
**All-Purpose Yards:** 93 (at Colorado, 2011)  
**Tackles:** 1 (at UCLA, 2011)

## ANTHONY FERRARIO

#83



**TE, 6-1, 215..... Saratoga, CA**  
**2011..... Lynbrook HS**

**CAL CAREER:** Spent one season as a player in the Cal football program in 2011 ... did not play.

**2011:** Joined the football program as a player and practiced with the team during spring workouts, after spending the 2010 season as a student assistant on the video staff and the 2009 campaign working both on the video staff and in recruiting.

**LYNBROOK HS:** First-team All-El Camino Division choice in the Santa Clara Valley Athletic League as a senior at outside linebacker when he registered 115 tackles ... also rushed for 502 yards and five touchdowns as the team's starting fullback and ran a kickoff back 85 yards for a touchdown in his senior year when he was team captain ... participated in wrestling for two seasons and was a two-time Scholar-Athlete in his sophomore and junior campaigns ... also competed in track and field as a triple jumper during his senior year.

**PERSONAL:** Full name is Anthony Joseph Ferrario ... born May 21, 1991 ... parents are Dale and Julie Ferrario ... a double major in economics and history with a focus in East Asian countries.

## JUSTIN GATES

#52



**OL, 6-3, 295..... Reno, NV**  
**2007-11..... Galena HS**

**CAL CAREER:** Played in 11 games including the lone start of his career as a 2011 senior ... did not record any stats other than participation.

**2011:** Played in a career-high eight games and made the lone start of his career against Washington State, replacing an ill-stricken starter Brian Schwenke in a Cal win ... had two knockdowns and three cut blocks on the season ... did not record any stats other than participation.

**2010:** Played in three games off the bench, making his collegiate debut in the season opener vs. UC Davis ... also saw action against Colorado and Arizona State ... did not record any stats other than participation.

**2009:** Did not play.

**2008:** Did not play.

**2007:** Redshirted ... did not play.

**GALENA HS:** An All-State selection on defense as a senior by both Scout and Rivals after recording 88 tackles with 10.5 sacks and seven forced fumbles ... led his squad to a second-place state finish in 2006 ... named to the Nevada Appeal All-Sierra, All-Northern Nevada Regional and All-Northern Sierra League teams ... tallied 79 tackles with 7.0 sacks and six forced fumbles as a junior, helping his squad to its first appearance in the Nevada state playoffs.

**PERSONAL:** Full name is Justin Paul Gates ... born July 8, 1988 ... parents are Paul and Carol Gates ... graduated from Cal in December of 2011 with a bachelor's degree in political science.



## GATES' CAREER STATISTICS

PARTICIPATION	G-GS	
2010	3-0	No other statistics
2011	8-1	No other statistics
<b>TOTAL</b>	<b>11-1</b>	<b>No other statistics</b>

## TREVOR GUYTON

(GUY-ton)

#92



**DL, 6-3, 280..... Woodinville, WA**  
**2008-11..... Redmond HS**

**AFTER CAL:** Selected by the Minnesota Vikings in the seventh round (No. 219 overall) of the 2012 NFL Draft ... the third Cal defensive lineman to be selected in the NFL Draft is as many years ... participated at the 2012 NFL Combine, recording a 5.07 40-yard dash, a 31.0" vertical jump, an 8' 9" broad jump, a time of 7.45 in the 3 cone drill and

a mark of 4.53 in the 20-yard shuttle ... also participated in Cal's 2012 Pro Day ... on being selected in the 2012 NFL Draft - "It's a dream come true. I've spoken with the Vikings a lot and they run a 3-4 defense, so it's a place that I can go, be pretty comfortable in and learn from some great veterans."

**CAL CAREER:** Played in 42 games from 2008-11 and made 17 starts, finishing the 2010 season with four consecutive starts and then starting all 13 games in 2011 ... recorded 92 tackles, 24.5 tackles for loss (-104 yards), 11.0 sacks (-75 yards), three quarterback hurry, three forced fumbles and two fumble recoveries, including one he returned 19 yards for a touchdown in the 2011 season-opener vs. Fresno State.

**2011:** A second-team All-Pac-12 selection ... started all 13 games ... on the ESPN.com Pac-12 Blog's All-Bowl team ... the only Cal player to garner three team awards, earning the Joe Roth Award given to the player best exemplifying courage, attitude and sportsmanship, in addition to the Brick Muller Award as the top lineman on defense and being selected on the defensive side of the ball for a Cort Majors Captains Award... led the team with 5.5 sacks (-32 yards) and ranked second with 12.0 tackles for loss (-49 yards), while also ranking among the Pac-12's per-game leaders in tackles for loss (0.96, 6th) and sacks (0.42, 10th), as well as tied for No. 94 nationally in tackles for loss ... co-led the team with two forced fumbles and two fumble recoveries (19 return yards) ... added 46 tackles that were the most among the team's defensive linemen and sixth overall ... recorded a career-high eight tackles and added a fumble recovery against USC ... had a season-high-tying 2.0 tackles for loss three times against Oregon State (career-high -14 yards), vs. Texas in the Holiday Bowl (-13 yards) and against Utah (-6 yards) ... had at least 0.5 TFL in a total of nine games, also stopping opponents in the backfield at Washington (1.5 TFL, -6 yards), at UCLA (1.0 TFL, -6 yards), vs. Fresno State (1.0 TFL, -1 yard), vs. Washington State (1.0 TFL, -1 yard), at Stanford (1.0 TFL, -1 yard) and at Colorado (0.5 TFL, -1 yard) ... sacks came at Washington (1.5, -6 yards), vs. Oregon State (1.0, -10 yards), vs. Texas in the Holiday Bowl (1.0, -9 yards), at UCLA (1.0, -6 yards) and vs. Utah (1.0, -1 yard) ... forced fumbles vs. Oregon State and Arizona State ... recovered fumbles vs. Fresno State and USC, taking back the one against the Bulldogs 19 yards for his lone collegiate touchdown and the only fumble return for a touchdown by a Cal player in 2011 ... had a quarterback hurry vs. Utah ... wore No. 6 against Washington State to honor former high school teammate and Cougar player Cory Mackay, who was paralyzed in a 2009 car accident ... a preseason candidate for both the Ted Hendricks Award and Bill Willis Award honoring the nation's top defensive end and defensive lineman, respectively ... a fourth-team preseason All-Pac-10 choice of Phil Steele.

**2010:** Played in 11 games and made the first four starts of his career in each of the last four contests, opening a game at Washington State as the starting nose guard, and then starting at defensive end in three consecutive home games vs. Oregon, Stanford and Washington ... recipient of team's Bob Tessier Award as the Most Improved Defensive Lineman ... recorded 20 tackles, 5.5 tackles for loss (-25 yards), 2.5 sacks (-19 yards) and two quarterback hurries in his four starts ... finished with 29 tackles, 8.5 tackles for loss (-42 yards), 4.5 sacks (-35 yards) and a team co-leading two quarterback hurries ... ranked third on the club in both tackles for loss and sacks behind Mychal Kendricks and Cameron Jordan, as well as second behind Jordan for tackles by a defensive lineman ... his 0.41 sacks per game ranked 14th in the Pac-10, while his 0.77 tackles for loss were tied for 19th ... had his biggest statistical game of the season in his first collegiate start to lead Cal to a 20-13 win at Washington State, recording seven tackles, as well as career

bests with 3.0 tackles for loss (-20 yards) and 2.0 sacks (-19 yards) to earn honorable mention recognition from the College Football Performance Awards for its Defensive Lineman Performer of the Week honor ... had six tackles and 2.0 tackles for loss (-4 yards) to play a key role in a defensive effort that fell just short in a 15-13 loss to then top-ranked and unbeaten Oregon ... posted four tackles and a career-high two quarterback hurries in the season finale against Washington ... had three tackles vs. both Colorado (also 1.0 sack and 1.0 TFL for -9 yards) and Stanford (also 0.5 TFL for -1 yard) ... other sack for seven yards came in the season opener vs. UC Davis, while he added a tackle for loss (-1 yard) as one of two stops at Oregon State.

**2009:** Played in 11 games off the bench, primarily as a backup defensive lineman ... delivered 13 tackles, 4.0 tackles for loss (-13 yards), 1.0 sack (-8 yards) and one fumble recovery ... posted a season-high-tying four tackles both vs. Eastern Washington and Washington State, adding 1.0 tackle for loss (-3 yards) against the Cougars ... had his first career sack for an eight-yard loss at UCLA, also forcing a fumble on the play that teammate D.J. Holt recovered ... recorded a season-high 2.0 tackles for loss at Oregon (-2 yards).

**2008:** Played in the final seven games off the bench as a true freshman and contributed three tackles, with two stops in the Big Game vs. Stanford and the other in the regular-season finale vs. Washington.

**REDMOND HS:** A SuperPrep All-American choice as a senior ... listed as a four-star recruit and the No. 18 defensive tackle in the country according to Scout ... also ranked No. 43 among the nation's defensive tackles and the seventh-best prospect overall in the state of Washington by Rivals ... had 70 tackles, 14.0 tackles for loss, 6.0 sacks, four forced fumbles and four fumble recoveries as a senior in 2007 ... selected to play in the Offense-Defense All-American Bowl after his senior campaign ... earned All-State, All-Area and All-KingCo Conference honors as a senior ... finished his junior season with 80 tackles, 4.0 sacks, three forced fumbles and two fumble recoveries.

**PERSONAL:** Full name is Trevor Graves Guyton ... born January 9, 1990 ... parents are Odell and Karen Guyton ... youngest of four siblings, including sisters, Kiley and Dana, and brother, Jeff ... born and raised in Philadelphia ... major is African American studies.

## GUYTON'S CAREER STATISTICS

SCORING	G-GS	TD	Rush	Pass	Retn	PAT	2PAT	FG	Total	Avg/G
2008	7-0	0	0	0	0	0	0	0	0	0.0
2009	11-0	0	0	0	0	0	0	0	0	0.0
2010	11-4	0	0	0	0	0	0	0	0	0.0
2011	13-13	1	0	0	1	0	0	0	6	0.5
<b>TOTAL</b>	<b>42-17</b>	<b>1</b>	<b>0</b>	<b>0</b>	<b>1</b>	<b>0</b>	<b>0</b>	<b>0</b>	<b>6</b>	<b>0.1</b>

ALL-PURPOSE	G-GS	Rush	Rec	PR	KR	IR	Total	Avg/G
2008	7-0	0	0	0	0	0	0	0.0
2009	11-0	0	0	0	0	0	0	0.0
2010	11-4	0	0	0	0	0	0	0.0
2011	13-13	0	0	0	0	0	0	0.0
<b>TOTAL</b>	<b>42-17</b>	<b>0</b>	<b>0</b>	<b>0</b>	<b>0</b>	<b>0</b>	<b>0</b>	<b>0.0</b>

TACKLES	G-GS	UA	A	Total	TFL	Yds	PD	FF	FR	Blkd
2008	7-0	2	1	3	0.0	0	0	0	0	0
2009	11-0	3	10	13	4.0	13	0	1	0	0
2010	11-4	9	20	29	8.5	42	0	0	0	0
2011	13-13	20	26	46	12.0	49	0	2	2	0
<b>TOTAL</b>	<b>42-17</b>	<b>34</b>	<b>57</b>	<b>91</b>	<b>24.5</b>	<b>104</b>	<b>0</b>	<b>3</b>	<b>2</b>	<b>0</b>

SACKS	G-GS	UA	A	Total	Yds
2008	7-0	0	0	0.0	0
2009	11-0	1	0	1.0	8
2010	11-4	4	1	4.5	35
2011	13-13	4	3	5.5	32
<b>TOTAL</b>	<b>42-17</b>	<b>9</b>	<b>4</b>	<b>11.0</b>	<b>75</b>

## GUYTON'S CAREER GAME HIGHS

**Tackles:** 8 (vs. USC, 2011)  
**Tackles For Loss:** 3.0 (at Washington State, 2010)  
**Tackle For Loss Yards:** 20 (at Washington State, 2010)  
**Sacks:** 2.5 (at Washington State, 2010)  
**Sack Yards:** 19 (at Washington State, 2010)  
**Forced Fumbles:** 1 (three times, last at Arizona State, 2011)  
**Fumble Recoveries:** 1 (twice, last vs. USC, 2011)  
**Fumble Return Yards:** 19 (vs. Fresno State, 2011)  
**Long Fumble Return:** 19TD (vs. Fresno State, 2011)  
**Fumble Return TDs:** 1 (vs. Fresno State, 2011)  
**Quarterback Hurries:** 2 (vs. Washington, 2010)

## D.J. HOLT

#3



**LB, 6-1, 242.....Santa Clarita, CA**  
**2007-11.....Crespi Carmelite HS**

**AFTER CAL:** Agreed to terms on an undrafted free agent contract with the Washington Redskins on May 3, 2012 ... participated at Cal's 2012 Pro Day.

**CAL CAREER:** Played in 50 of 51 games possible from 2008-11 and each of his final 50 after not playing in his first contest as a redshirt freshman ...

made 33 starts ... finished his career with 218 tackles, 20.5 tackles for loss (-66 yards), 4.0 sacks (-26 yards), three forced fumbles, two fumble recoveries, eight pass breakups and three quarterback hurries ... a two-time honorable mention all-conference selection as a junior and senior.

**2011:** Earned honorable mention All-Pac-12 honors from the league's coaches playing opposite Pac-12 Defensive Player of the Year Mychal Kendricks at an inside linebacker spot ... shared the team's Bear Backers MVP honor with Kendricks on the defensive side of the ball and also added one of two Cort Majors Captains Awards on defense ... also earned a second-team All-Pac-10 spot from Phil Steele and a place on the ESPN.com Pac-12 Blog's All-Underrated squad ... started all 13 games and was second on the team with 82 tackles, while ranking third on the club with a career-high 10.5 tackles for loss (-40 yards) ... added a career-high-tying 2.0 sacks (-13 yards), two pass breakups and a team-high two quarterback hurries ... ranked among the per-game Pac-12 leaders in both tackles for loss (10th, 0.81) and tackles (16th, 6.31) ... led or co-led the team in tackles on five occasions at Oregon (season-high 11), vs. Oregon State (10, co-leader with Kendricks) at Colorado (9), vs. Utah (9) and vs. Presbyterian (8) ... added eight tackles against Fresno State in the season-opener and at Stanford ... had six tackles at Washington, five at UCLA and vs. Washington State, two vs. USC and at Arizona State, and one in the Holiday Bowl vs. Texas ... had at least 1.0 tackle for loss in 10 of 13 contests, with 1.5 at UCLA and 1.0 in the other nine games (vs. Fresno State, at Washington, at Oregon, vs. USC, vs. Utah, vs. Washington State, vs. Oregon State, at Stanford, at Arizona State) ... recorded 1.0 sack in back-to-back games vs. Washington State (-7 yards) and at UCLA (-6 yards) ... added a quarterback hurry and a pass breakup vs. Presbyterian, a quarterback hurry vs. Washington State and a pass breakup vs. Oregon State ... named third-team midseason All-Pac-12 by Phil Steele, who also listed him as a third-team all-conference player and the nation's No. 15 draft-eligible inside linebacker prior to the campaign.

**2010:** Started all 12 games and earned honorable mention All-Pac-10 honors while ranking second on the club with a career-high 85 tackles after leading the squad for much of the season before Mike Mohamed took over the team lead late in the campaign ... led the club with three forced fumbles and was tied for fourth in the Pac-10 with an average of 0.25 forced fumbles per contest ... tied for 13th in the Pac-10 with his 7.1 per-game tackle average ... fourth on the club with 5.5 tackles for loss (-21 yards) and tied for fourth with 2.0 sacks (-13 yards) ... added three pass breakups, a quarterback hurry and a fumble recovery ... recorded a career-high 16 tackles at Nevada that were the most by a Cal defender since Thomas DeCoud also had 16 stops at Washington in 2007, and tied for the most by a Cal defender in 2010 ... also had a forced fumble at Nevada ... other double-digit tackle games came vs. Stanford (12, 1.0 TFL, -1 yard) and vs. Oregon (10, 0.5 TFL, -0 yards, forced fumble) ... had nine tackles in back-to-back contests vs. Arizona State and at Oregon State, adding a nine-yard sack that was the first of his collegiate career against the Sun Devils, as well as a four-yard sack and a forced fumble at Oregon State ... added seven tackles, 1.0 tackle for loss (-5 yards) and a pass breakup vs. Colorado ... had six stops each at Arizona and vs. Washington, adding a fumble recovery vs. the Huskies ... had four tackles and a career-high-tying two pass breakups in the season opener vs. UC Davis and four tackles at USC ... had 1.0 tackle for loss and a quarterback hurry at UCLA ... a third-team midseason All-Pac-10 choice of Phil Steele.

**2009:** Started eight of 13 games and contributed 37 tackles, 3.5 tackles for loss (-4 yards), three pass breakups and a fumble recovery he returned 16 yards ... team was 7-1 during his eight starts with the only game he started that Cal lost being vs. Oregon State ... started the first three games of the season vs. Maryland, vs. Eastern Washington and at Minnesota, then again for four straight contests at UCLA, vs. Washington State, at Arizona State and vs. Oregon State, and once more at Stanford ... recorded a season-high-tying seven tackles twice vs. Oregon State (career-high 2.0 TFL, -1 yard)

and vs. Eastern Washington (0.5 TFL, -2 yards) ... added six tackles and a career-high-tying two pass breakups in the season opener vs. Maryland ... had four stops on three separate occasions at Minnesota, vs. Washington State (0.5 TFL, -1 yard) and at Arizona State ... fumble recovery that he returned 16 yards came in the first quarter at UCLA and set the ball up on the Bruins' 43-yard line, where quarterback Kevin Riley would connect with wide receiver Marvin Jones on the next play for a 43-yard touchdown pass and a 14-0 Cal lead.

**2008:** A reserve linebacker who played in 12 of 13 games off the bench with 14 tackles and 1.0 tackle for loss (-1 yard) ... missed only the Michigan State season opener ... recorded a season-high four tackles in his collegiate debut at Washington State and two tackles in four other games at Maryland, vs. Oregon, at USC and vs. Washington ... registered his 1.0 tackle for loss (-1 yard) at Maryland.

**2007:** Redshirted ... did not play ... earned Scout Team Player of the Year honors on defense.

**CRESPI CARMELITE HS:** SuperPrep All-American choice and also a member of the media outlet's All-Far West team ... the nation's No. 21 prospect at linebacker and No. 43 overall player in California according to Rivals ... listed on the Long Beach Press-Telegram's Best in the West team and named the Los Angeles Daily News Defensive Player of the Year as a senior ... named MVP of his Senior All-Star Game with 4.0 sacks and a fumble return for a touchdown ... also the 2006 Serra League Defensive Player of the Year as a senior when he totaled 73 tackles and 14.0 sacks ... rushed for 250 yards on 26 carries with six touchdowns offensively as a senior, while catching 47 passes for 840 yards and nine touchdowns ... the Southern Section Division X Defensive Player of the Year as a junior when he led his squad to the CIF Division X title with an 11-3 record ... four-year varsity starter.

**PERSONAL:** Full name is Donnell Lamont Holt ... parents are Shawn and Monica Bridges ... born December 1, 1988 ... cousin Troy Lewis played cornerback at Wyoming, completing his career in 2007 ... major is American studies.

### HOLT'S CAREER STATISTICS

ALL-PURPOSE	G-GS	Rush	Rec	PR	KR	IR	Total	Avg/G
2008	12-0	0	0	0	0	0	0	0.0
2009	13-8	0	0	0	0	0	0	0.0
2010	12-12	0	0	0	0	0	0	0.0
2011	13-13	0	0	0	0	0	0	0.0
<b>TOTAL</b>	<b>50-33</b>	<b>0</b>	<b>0</b>	<b>0</b>	<b>0</b>	<b>0</b>	<b>0</b>	<b>0.0</b>

TACKLES	G-GS	UA	A	Total	TFL	Yds	PD	FF	FR	Blkd
2008	12-0	9	5	14	1.0	1	0	0	0	0
2009	13-8	20	17	37	3.5	4	3	0	1	0
2010	12-12	41	44	85	5.5	21	3	3	1	0
2011	13-13	46	36	82	10.5	40	2	0	0	0
<b>TOTAL</b>	<b>50-33</b>	<b>116</b>	<b>102</b>	<b>218</b>	<b>20.5</b>	<b>66</b>	<b>8</b>	<b>3</b>	<b>2</b>	<b>0</b>

SACKS	G-GS	UA	A	Total	Yds
2008	12-0	0	0	0.0	0
2009	13-8	0	0	0.0	0
2010	12-12	2	0	2.0	13
2011	13-13	1	2	2.0	13
<b>TOTAL</b>	<b>50-33</b>	<b>3</b>	<b>2</b>	<b>4.0</b>	<b>26</b>

### HOLT'S CAREER GAME HIGHS

**Tackles:** 16 (at Nevada, 2010)  
**Tackles For Loss:** 2.0 (vs. Oregon State, 2009)  
**Tackle For Loss Yards:** 9 (vs. Arizona State, 2010)  
**Sacks:** 1.0 (four times, last vs. Washington State, 2011)  
**Sack Yards:** 9 (vs. Arizona State, 2010)  
**Forced Fumbles:** 1 (three times, last vs. Oregon, 2010)  
**Fumble Recoveries:** 1 (twice, last vs. Washington, 2010)  
**Fumble Return Yards:** 16 (at UCLA, 2009)  
**Long Fumble Recovery:** 16 (at UCLA, 2009)  
**Pass Breakups:** 2 (twice, last vs. UC Davis, 2010)  
**Quarterback Hurries:** 1 (three times, last vs. Washington State, 2011)



## DESTINY IWUOMA

(ee-WOE-muh)

#26

**DB, 5-8, 180** ..... **Pasadena, CA**  
**2011** ..... **John Muir HS**

**2011:** Spent the early portions of the 2011 season with the Cal football program.

**JOHN MUIR HS:** Played three seasons of varsity football, contributing 34 tackles and a pair of passes defended on defense as a senior ... also scored two touchdowns after blocking opponents' punts, and added 17 receptions for 240 yards to earn

honorable mention All-Pacific League honors during his senior campaign ... squad made it to the second round of the playoffs as a senior after knocking off top seed La Mirada in first round ... also participated in track and field, twice finishing third in the Pacific League in the triple jump ... high school class president during both his sophomore and junior years, Associated Student Body treasurer as a senior, and founder of Freshman Focus – a mentoring program where seniors assisted first-year high school students ... a four-year honor roll member.

**PERSONAL:** Full name is Destiny Chisom Iwuoma ... born May 25, 1993 ... parents are Njoku and Martha Iwuoma ... younger brother of former Cal and NFL defensive back Chidi Iwuoma, who was a member of the Pittsburgh Steelers' squad that won Super Bowl XL, still ranks second on Cal's all-time list for pass breakups, and is a former assistant director of student-athlete development with the Cal football program ... major is undeclared.

## MARVIN JONES

#1

**WR, 6-3, 202** ..... **Fontana, CA**  
**2008-11** ..... **Etiwanda HS**



**AFTER CAL:** Selected by the Cincinnati Bengals in the fifth round (No. 166 overall) of the 2012 NFL Draft ... had a strong 2012 NFL Combine, including 22 reps of 225 pounds in the bench press to rank tied for first among all receivers ... also ran a 4.46 40-yard dash that was 12th among receivers, while ranking among the top receivers in the 3 cone drill

(4th, 6.81), 20-yard shuttle (6th, 4.11), 60-yard shuttle (T10th, 11.47), and also participating in the vertical jump (33.0) and broad jump (9' 4") ... caught an eight-yard touchdown pass to help the North to a 23-13 victory over the South in the 2012 Senior Bowl ... had strong workouts in practices leading up to the Senior Bowl after receiving a late invitation and was identified by many as one of the top receivers at the event ... present at Cal's 2012 Pro Day but did not participate ... *on being selected in the 2012 NFL Draft* – "The Bengals are obviously a great team and a team on the rise with all the great guys they have – the young talent like Andy Dalton and A.J. Green, and their coaching staff with Marvin Lewis. It is also a similar system to what I come from at Cal. They run a West Coast offense, they go deep a lot. It's just a great situation that I'm going into." ... *on the 2012 Senior Bowl* – "I answered a lot of questions that people had about me. I opened up a lot of eyes. That Senior Bowl was critical for me."

**CAL CAREER:** Played in 43 games during his four seasons at Cal from 2008-11, making 38 starts including all of the team's games over his final three campaigns ... finished his career among Cal's all-time leaders in receiving yards (2,260, 6th), 100-yard receiving games (6, T6th), receptions (156, T7th) and receiving touchdowns (13, T8th) ... tied for seventh on Cal's single-game receptions list with the 12 he recorded as a junior at Nevada ... set career highs for both receptions (62) and receiving yards (846) as a senior in 2011, both second on the club, after leading Cal in both receptions and receiving yards in 2009 and 2010, as well as in touchdown receptions as a 2009 sophomore ... made at least one reception in each of his last 38 career games over his final three seasons (2009-11) ... posted career averages of 14.6 yards per catch and 52.8 receiving yards per game, as well as a long reception of 62 yards against Colorado in his junior season ... snared 33 catches of 20 or more yards in his career, as well as five grabs of 50 or more ... led or co-led all Cal receivers in receptions in 16 games and in receiving yards on 13 occasions ... added 11 rushes for 116 yards (10.5 ypr) and a career long of 48 for a touchdown in the 2010 season-opener against UC

Davis ... also had 14 punt returns for 102 yards, all as a senior, and a long of 37 against USC ... scored 86 career points, adding a two-point conversion to his 14 total touchdowns ... finished with 2,488 all-purpose yards (116 rush, 2,270 receiving, 102 punt return) ... had four career tackles.

**2011:** An honorable mention All-Pac-12 choice of the league's coaches and a member of the ESPN.com Pac-12 Blog's all-underrated team ... added a pair of team honors, picking up a Cort Majors Captain Award on offense as he was one of the team's four captains for the season, as well as the Ken Harvey Award for the Player Showing Special Academic Commitment and Improvement ... established career highs in both receptions (62) and receiving yards (846) while starting and making at least one catch in each of the 13 games (all starts) ... added three touchdown catches to rank tied for second on the team, an average of 13.6 yards per catch that was the second-highest among the team's regular receivers and 866 all-purpose yards (22 rush, 758 receiving, 86 punt return) to rank third on the club ... his final per-game averages registered ninth in the Pac-12 in receiving yards (65.08, 73rd NCAA) and 13th in receptions (4.77, T80th NCAA) ... registered a season-high eight catches for 88 yards in the Holiday Bowl vs. Texas ... caught seven passes for a season-high 123 yards and a touchdown against Presbyterian, including a season-long catch of 51 yards ... had the first of his two 100-yard receiving games in the season opener vs. Fresno State, making five receptions for 118 yards and a career-high-tying two touchdowns while earning honorable mention Wide Receiver Performer of the Week honors from the College Football Performance Awards ... recorded at least five catches and 55 yards in each of his first seven games – vs. Fresno State (5-118-2TD), at Colorado (5-55), vs. Presbyterian (7-123-TD), at Washington (6-79), at Oregon (6-66), vs. USC (6-89) and vs. Utah (5-69) ... posted five catches for 54 yards in the regular-season finale at Arizona State when he also rushed twice in a game for the first time in his career for nine yards ... kept his catch streak alive in the previous four games at UCLA (1-11), vs. Washington State (2-19), vs. Oregon State (3-23) and at Stanford (3-52) when he was also on the receiving end of a two-point conversion from Zach Maynard that cut the Cardinal lead to 31-28 late in the contest ... added five rushes for 22 yards and had his longest rush of the season with a 23-yarder vs. Washington State ... returned punts for the first time in his career, bringing back 14 for 102 yards, including a season-long 37 yarder vs. USC that was also the longest by a Cal player in 2011 ... had 12 explosive plays of 20 or more yards from the line of scrimmage (11 receptions, one rush) to rank fourth on the team ... chipped in with three tackles, picking up single stops against Fresno State, USC and Washington State ... earned midseason All-American honorable mention and second-team All-Pac-12 honors from Phil Steele ... listed as the nation's No. 39 draft-eligible wide receiver by Phil Steele prior to the season ... on the watch list for the Biletnikoff Award for the second consecutive season and also a candidate for the Paul Warfield Award ... a second-team preseason All-Pac-12 choice of Lindy's and a third-team selection of Phil Steele ... among Cal's "Players to Watch" according to Lindy's ... listed as a "Top Target" on a Fantasy Flash sidebar in Cal's team section of Athlon's season preview magazine.

**2010:** An honorable mention All-Pac-10 selection after leading Cal for the second consecutive season in both receptions (50) and receiving yards (765) ... also paced the club with a career-high 15.3 yards per catch average and ranked second to Keenan Allen with four touchdown catches ... started all 12 games and led the team in receiving yards on six occasions and receptions five times, while making at least one catch in every contest for the second straight year ... his 50 catches and 765 receiving yards were both the highest single-season totals by a Cal player since Lavelle Hawkins recorded 72 catches and 872 receiving yards in 2007 ... ranked among Pac-10 and NCAA leaders in per-game numbers for both receiving yards (63.75, 6th Pac-10, 67th NCAA) and receptions (4.17, 11th Pac-10, T92nd NCAA) ... had the biggest statistical game of his career at Nevada when he recorded career highs of 12 catches and 161 yards receiving to earn honorable mention Wide Receiver Performer of the Week recognition from the College Football Performance Awards ... his 12 catches at Nevada tied for the seventh-highest total ever in a single game at Cal, were the most by a Golden Bear player since Geoff MacArthur hauled in a school-record 16 passes at Stanford in 2003, and tied for the most by a Pac-10 player in 2010 ... the 161 receiving yards were the most by a Cal player since Hawkins had 192 vs. Oregon State in 2007 and the eighth-most by a Pac-10 player in a 2010 contest ... had a total of three 100-yard receiving games ... also went over the 100-yard receiving mark vs. Arizona State when he had four catches for 110 yards and the longest touchdown catch of his career on the receiving end of Kevin Riley's 52-yard scoring strike, as well as at Washington State when his four-catch, 101-yard receiving day included a 50-yard reception from Brock Mansion ... had one touchdown catch in each of the season's

first two games, hauling in five passes for 81 yards in the season opener against UC Davis and four for 86 yards the following contest vs. Colorado, including a career-long 62-yard reception, when he also gained 23 yards on the first rush of his career ... had five catches for 66 yards at Oregon State, including a 32-yarder from Riley on a play in which the senior quarterback was injured and ended up being the final play of his collegiate career ... had four catches for 41 yards at Arizona and went over the career 1,000-yard receiving mark in the contest ... came up with his other receiving touchdown in the Big Game against Stanford when he caught three balls for 49 yards ... scored the lone rushing touchdown of his career on a career-long 48-yard run on a reverse against UCLA ... third-team midseason All-Pac-10 selection by Phil Steele ... on the Biletnikoff Award watch list for the honor given annually to the nation's top receiver ... named by Athlon and Phil Steele as a third-team preseason All-Pac-10 choice, while being selected as the No. 64 draft-eligible wide receiver by the latter ... also chosen as a "Sleeper to Watch for College Fantasy Football" by Athlon and one of Cal's "Players to Watch" according to Lindy's.

**2009:** Started all 13 games and finished with totals of 43 catches, 651 receiving yards and six touchdown receptions, all leading the team and ranking among the Pac-10 per-game leaders in both receiving yards (50.08, 12th) and receptions (3.31, T14th) ... led the team in receptions eight times and in receiving yards on four occasions ... had at least one reception in all 13 contests and finished the season with four consecutive games of at least four receptions, totaling 20 catches and 261 receiving yards during the stretch ... recorded the first two-touchdown reception game of his career at UCLA, including a 43-yarder that was his longest catch of the season, among his four receptions for 89 yards to help Cal pick up its first win in Los Angeles under head coach Jeff Tedford ... made his first collegiate TD catch in the season opener vs. Maryland, while also adding single scoring grabs vs. Washington State, at Arizona State and at Stanford ... posted season highs of six receptions and 107 receiving yards at Washington to end the regular season ... had five receptions for 65 yards vs. Arizona and five catches for 44 yards in the Poinsettia Bowl vs. Utah ... registered four catches for 58 yards at Arizona and four for 45 yards at Stanford ... his four three-catch games all came at home vs. Maryland (3-74), USC (3-53), Washington State (3-48) and Eastern Washington (3-29) ... picked up an unassisted tackle vs. Oregon State.

**2008:** Appeared in five games off the bench and had one catch for eight yards in the third game of the season at Maryland ... suffered a knee injury in practice during Cal's first bye week between the third and fourth games of the year and did not play again until Dec. 6 vs. Washington.

**ETIWANDA HS:** An All-American and All-Far West choice of SuperPrep ... ranked as a four-star recruit and the No. 23 wide receiver prospect in the country according to Scout ... listed as the No. 23 wide receiver nationally and the No. 22 overall prospect in California by Rivals ... Cal-Hi Sports second-team All-State selection ... produced a solid senior season, leading his team to a share of the Baseline League regular-season championship by hauling in 81 receptions for a league-high 1,040 yards and 10 touchdowns ... added 71 tackles with four interceptions as a defensive back ... played in the Offense-Defense All-American Bowl ... caught 63 passes for 1,309 yards and 12 touchdowns in his junior campaign, earning first-team All-State honors ... also had 62 tackles and three interceptions on the defensive side of the ball as a junior.

**PERSONAL:** Full name is Marvin Lewis Jones, Jr. ... born March 12, 1990 ... parents are Marvin Jones Sr. and Pamela Harper ... has two sons, Marv III and Mareon, with girlfriend Jazmyn Mathis ... father wrestled at Cal State Bakersfield ... major is African American Studies.

## JONES' CAREER STATISTICS

<b>RUSHING</b>	<b>G-GS</b>	<b>Att</b>	<b>Yds</b>	<b>TD</b>	<b>Lg</b>	<b>Avg/C</b>	<b>Avg/G</b>
2008	5-0	0	0	0	0	0.0	0.0
2009	13-13	0	0	0	0	0.0	0.0
2010	12-12	6	94	1	48	15.7	7.8
2011	13-13	5	22	0	23	4.4	1.7
<b>TOTAL</b>	<b>43-38</b>	<b>11</b>	<b>116</b>	<b>1</b>	<b>48</b>	<b>10.5</b>	<b>2.7</b>

<b>TOTAL OFFENSE</b>	<b>G-GS</b>	<b>Rush</b>	<b>Pass</b>	<b>Total</b>	<b>Avg/G</b>
2008	5-0	0	0	0	0.0
2009	13-13	0	0	0	0.0
2010	12-12	94	0	94	7.8
2011	13-13	22	0	22	1.7
<b>TOTAL</b>	<b>43-38</b>	<b>116</b>	<b>0</b>	<b>116</b>	<b>2.7</b>

<b>RECEIVING</b>	<b>G-GS</b>	<b>Rec</b>	<b>Yds</b>	<b>TD</b>	<b>Lg</b>	<b>Rec/G</b>	<b>Avg/C</b>	<b>Avg/G</b>
2008	5-0	1	8	0	8	0.2	8.0	1.6
2009	13-13	43	651	6	43	3.3	15.1	50.1
2010	12-12	50	765	4	62	4.2	15.3	63.8
2011	13-13	62	846	3	51	4.8	13.6	65.1
<b>TOTAL</b>	<b>43-38</b>	<b>156</b>	<b>2270</b>	<b>13</b>	<b>62</b>	<b>3.6</b>	<b>14.6</b>	<b>52.8</b>

<b>SCORING</b>	<b>G-GS</b>	<b>TD</b>	<b>Rush</b>	<b>Pass</b>	<b>Retn</b>	<b>PAT</b>	<b>2PAT</b>	<b>FG</b>	<b>Total</b>	<b>Avg/G</b>
2008	5-0	0	0	0	0	0	0	0	0	0.0
2009	13-13	6	0	6	0	0	0	0	36	2.8
2010	12-12	5	1	4	0	0	0	0	30	2.5
2011	13-13	3	0	3	0	0	1	0	20	1.5
<b>TOTAL</b>	<b>43-38</b>	<b>14</b>	<b>1</b>	<b>13</b>	<b>0</b>	<b>0</b>	<b>1</b>	<b>0</b>	<b>86</b>	<b>2.0</b>

<b>PUNT RETURNS</b>	<b>G-GS</b>	<b>No.</b>	<b>Yds</b>	<b>TD</b>	<b>Lg</b>	<b>Avg/R</b>	<b>Avg/G</b>
2008	5-0	0	0	0	0	0.0	0.0
2009	13-13	0	0	0	0	0.0	0.0
2010	12-12	0	0	0	0	0.0	0.0
2011	13-13	14	102	0	37	7.3	7.8
<b>TOTAL</b>	<b>43-38</b>	<b>14</b>	<b>102</b>	<b>0</b>	<b>37</b>	<b>7.3</b>	<b>2.4</b>

<b>ALL-PURPOSE</b>	<b>G-GS</b>	<b>Rush</b>	<b>Rec</b>	<b>PR</b>	<b>KR</b>	<b>IR</b>	<b>Total</b>	<b>Avg/G</b>
2008	5-0	0	8	0	0	0	8	1.6
2009	13-13	0	651	0	0	0	651	50.1
2010	12-12	94	765	0	0	0	859	71.6
2011	13-13	22	846	102	0	0	970	74.6
<b>TOTAL</b>	<b>43-38</b>	<b>116</b>	<b>2270</b>	<b>102</b>	<b>0</b>	<b>0</b>	<b>2488</b>	<b>57.9</b>

<b>TACKLES</b>	<b>G-GS</b>	<b>UA</b>	<b>A Total</b>	<b>TFL</b>	<b>Yds</b>	<b>PD</b>	<b>FF</b>	<b>FR</b>	<b>Blkd</b>
2008	5-0	0	0	0.0	0	0	0	0	0
2009	13-13	1	0	1.0	0	0	0	0	0
2010	12-12	0	0	0.0	0	0	0	0	0
2011	13-13	2	1	3.0	0	0	0	0	0
<b>TOTAL</b>	<b>43-38</b>	<b>3</b>	<b>1</b>	<b>4.0</b>	<b>0</b>	<b>0</b>	<b>0</b>	<b>0</b>	<b>0</b>

## JONES' CAREER GAME HIGHS

**Receptions:** 12 (at Nevada, 2010)  
**Receiving Yards:** 161 (at Nevada, 2010)  
**Receiving TDs:** 2 (twice, last vs. Fresno State, 2011)  
**Long Reception:** 62 (vs. Colorado, 2010)  
**Rushes:** 2 (at Arizona State, 2011)  
**Rushing Yards:** 48 (vs. UCLA, 2010)  
**Rushing TDs:** 1 (vs. UCLA, 2010)  
**Long Rush:** 48TD (vs. UCLA, 2010)  
**Punt Returns:** 3 (twice, last at UCLA, 2011)  
**Punt Return Yards:** 37 (vs. USC, 2011)  
**Long Punt Return:** 37 (vs. USC, 2011)  
**All-Purpose Yards:** 161 (at Nevada, 2010)  
**Tackles:** 1 (four times, last vs. Washington State, 2011)  
**Points:** 12 (twice, last vs. Fresno State, 2011)



# WILL KAPP

#22



**FB, 5-10, 225.....Los Gatos, CA**  
**2007-11.....Los Gatos HS**

**CAL CAREER:** Played in 37 contests off the bench, including 35 in a row until missing his last three due to injury, primarily on special teams ... made all five of his career starts at fullback as a senior after spending much of his career as a backup at the position ... rushed seven times for 62 yards, including a career-long run for a 43-yard

touchdown vs. Washington State as a senior ... had five receptions for 31 yards and one kick return for three yards for a total of 93 all-purpose yards ... also made 30 tackles primarily as one of the team's top special teams players ... wore No. 36 for his first two seasons at Cal before changing to No. 22 for his final three.

**2011:** Played in 10 of the first 11 games, including all five starts of his career at fullback, before his season and collegiate career ended when he was injured on a special teams play at Stanford ... posted career-high totals of six rushes, 63 rushing yards and one rushing touchdown that came on his longest career run of 43 yards vs. Washington State ... also had a career-high 17 tackles ... had one catch for 16 yards that was the longest of his career ... had two rushes for 12 yards and his career-long 16-yard reception vs. Presbyterian ... also rushed twice for six yards at Oregon and once for two yards in the season-opener vs. Fresno State ... recorded a career-high four tackles vs. Utah, while adding three each vs. Presbyterian and at Washington, and two vs. USC and Washington State ... a candidate for the Burlsworth Trophy given annually to the nation's most outstanding player who began his collegiate career as a walk-on.

**2010:** Played in all 12 games off the bench primarily on special teams but also as a backup fullback ... posted a career-high three catches for 13 yards (all in the last three games) ... had one reception each vs. Washington (six yards), Oregon (four yards) and Stanford (three yards) ... had the lone kick return of his career for three yards in the season opener vs. UC Davis, when he also had his first career rush for a one-yard loss and a season-high three tackles ... posted two tackles vs. UCLA and one each at Arizona, at USC, vs. Arizona State and vs. Stanford.

**2009:** Played in all 13 games off the bench primarily on special teams but also as a backup fullback ... made one reception for two yards and recorded four tackles ... had his first collegiate reception for a two-yard gain vs. Washington State ... recorded single tackles vs. Maryland, at UCLA, vs. Oregon State and vs. Arizona.

**2008:** Played in two contests off the bench vs. Michigan State and Washington ... did not record any stats other than participation.

**2007:** Redshirted ... did not play ... earned Scout Team Player of the Year honors on special teams.

**LOS GATOS HS:** A three-time first-team All-De Anza League selection playing on both sides of the ball ... tallied 244 tackles with 10.0 sacks and 10 interceptions over his career on defense ... on the other side of the ball rushed for 2,257 yards and 36 touchdowns ... De Anza League Senior of the Year and also first-team All-Metro, All-Peninsula and All-Central Coast Section in 2006 ... tabbed his school's Senior Scholar-Athlete of the Year while he was also team captain, team MVP and his squad's Most Inspirational Player ... collected All-Metro and All-Peninsula honors in his 2005 junior campaign ... selected as the top defensive back in the De Anza League as a sophomore in 2004 ... also captained the school's basketball team as a senior.

**PERSONAL:** Full name is William Lorenzo Kapp ... born October 20, 1988 ... parents are Joe and Jennifer Kapp ... father is a Cal football legend and former Golden Bear head coach who as a quarterback led the Bears to their last Rose Bowl appearance in 1959 and was also the coach behind "The Play" - Cal's thrilling, five-lateral finish that lifted the Bears to a dramatic victory over Stanford in 1982 ... graduated from Cal in December of 2011 with a bachelor's degree in American studies.

## KAPP'S CAREER STATISTICS

RUSHING	G-GS	Att	Yds	TD	Lg	Avg/C	Avg/G
2008	2-0	0	0	0	0	0.0	0.0
2009	13-0	0	0	0	0	0.0	0.0
2010	12-0	1	-1	0	0	-1.0	-0.1
2011	10-5	6	63	1	43	10.5	6.3
<b>TOTAL</b>	<b>37-5</b>	<b>7</b>	<b>62</b>	<b>1</b>	<b>43</b>	<b>8.9</b>	<b>1.7</b>

TOTAL OFFENSE	G-GS	Rush	Pass	Total	Avg/G
2008	2-0	0	0	0	0.0
2009	13-0	0	0	0	0.0
2010	12-0	-1	0	-1	-0.1
2011	10-5	63	0	63	6.3
<b>TOTAL</b>	<b>37-5</b>	<b>62</b>	<b>0</b>	<b>62</b>	<b>1.7</b>

RECEIVING	G-GS	Rec	Yds	TD	Lg	Rec/G	Avg/C	Avg/G
2008	2-0	0	0	0	0	0.0	0.0	0.0
2009	13-0	1	2	0	2	0.1	2.0	0.2
2010	12-0	3	13	0	6	0.2	4.3	1.1
2011	10-5	1	16	0	16	0.1	16.0	1.6
<b>TOTAL</b>	<b>37-5</b>	<b>5</b>	<b>31</b>	<b>0</b>	<b>16</b>	<b>0.1</b>	<b>6.2</b>	<b>0.9</b>

SCORING	G-GS	TD	Rush	Pass	Retn	PAT	2PAT	FG	Total	Avg/G
2008	2-0	0	0	0	0	0	0	0	0	0.0
2009	13-0	0	0	0	0	0	0	0	0	0.0
2010	12-0	0	0	0	0	0	0	0	0	0.0
2011	10-5	1	1	0	0	0	0	0	6	0.6
<b>TOTAL</b>	<b>37-5</b>	<b>1</b>	<b>1</b>	<b>0</b>	<b>0</b>	<b>0</b>	<b>0</b>	<b>0</b>	<b>6</b>	<b>0.2</b>

KICK RETURNS	G-GS	No.	Yds	TD	Lg	Avg/R	Avg/G
2008	2-0	0	0	0	0	0.0	0.0
2009	13-0	0	0	0	0	0.0	0.0
2010	12-0	1	3	0	3	3.0	0.2
2011	10-5	0	0	0	0	0.0	0.0
<b>TOTAL</b>	<b>37-5</b>	<b>1</b>	<b>3</b>	<b>0</b>	<b>3</b>	<b>3.0</b>	<b>0.1</b>

ALL-PURPOSE	G-GS	Rush	Rec	PR	KR	IR	Total	Avg/G
2008	2-0	0	0	0	0	0	0	0.0
2009	13-0	0	2	0	0	0	2	0.2
2010	12-0	-1	13	0	3	0	15	1.2
2011	10-5	63	16	0	0	0	79	7.9
<b>TOTAL</b>	<b>37-5</b>	<b>62</b>	<b>31</b>	<b>0</b>	<b>3</b>	<b>0</b>	<b>96</b>	<b>2.7</b>

TACKLES	G-GS	UA	A Total	TFL	Yds	PD	FF	FR	Blkd
2008	2-0	0	0	0.0	0	0	0	0	0
2009	13-0	3	1	4	0.0	0	0	0	0
2010	12-0	6	3	9	0.0	0	0	0	0
2011	10-5	9	8	17	0.0	0	0	0	0
<b>TOTAL</b>	<b>37-5</b>	<b>18</b>	<b>12</b>	<b>30</b>	<b>0.0</b>	<b>0</b>	<b>0</b>	<b>0</b>	<b>0</b>


## KAPP'S CAREER GAME HIGHS

**Rushes:** 2 (twice, last at Oregon, 2011)  
**Rushing Yards:** 43 (vs. Washington State, 2011)  
**Rushing TDs:** 1 (vs. Washington State, 2011)  
**Long Rush:** 43TD (vs. Washington State, 2011)  
**Receptions:** 1 (five times, last vs. Presbyterian, 2011)  
**Receiving Yards:** 16 (vs. Presbyterian, 2011)  
**Long Reception:** 16 (vs. Presbyterian, 2011)  
**Kick Returns:** 1 (vs. UC Davis, 2010)  
**Kick Return Yards:** 3 (vs. UC Davis, 2010)  
**Long Kick Return:** 3 (vs. UC Davis, 2010)  
**All-Purpose Yards:** 43 (vs. Washington State, 2011)  
**Tackles:** 4 (vs. Utah, 2011)  
**Points:** 6 (vs. Washington State, 2011)

**MYCHAL KENDRICKS**

(michael)

#30



**LB, 6-0, 240.....Fresno, CA**  
**2008-11.....Hoover HS**

**AFTER CAL:** Selected by the Philadelphia Eagles in the second round (No. 46 overall) of the 2012 NFL Draft ... fourth-highest NFL Draft selection ever for a Cal linebacker ... had a strong 2012 NFL Combine, recording a time of 4.47 in the 40-yard dash that equaled the fastest combine time by a linebacker since 2007 ... tied for fifth and

eighth overall, respectively, in the vertical jump (39.5") and broad jump (10' 7") at the combine, while adding a time of 4.19 in the 20-yard shuttle that was the fifth-fastest for linebackers and 24 reps of 225 pounds in the bench press that was tied for 11th at his position ... improved his combine time in the 20-yard shuttle to 4.09 during Cal's Pro Day and clocked a 6.70 in the 3 cone drill that would have been the best combine time by a linebacker and tied for 10th overall after having not participating in the event at the combine ... originally accepted an invitation to the Senior Bowl before later deciding not to participate.

**CAL CAREER:** Played in all 51 games possible and started 29 contests during his four campaigns at Cal from 2008-11, with all of the starts coming in his final three seasons ... earned several All-American honors as a senior, including second-team selections by Phil Steele and College Sports Madness ... also a third-team All-American choice of Yahoo! Sports and an honorable mention pick of SI.com ... named the Pat Tillman Pac-12 Defensive Player of the Year and was a first-team all-conference selection as a senior, after earning second-team all-league honors during his junior campaign ... finished his career with 259 tackles to rank ninth on Cal's all-time list, while adding 36.5 tackles for loss (-144 yards) to miss finishing among the school's all-time leaders by one-half of a tackle for loss ... also posted 13.5 sacks (-98 yards), seven fumble recoveries, four interceptions that he returned for 130 yards and one touchdown, five pass breakups, one forced fumble and one quarterback hurry ... credited with a punt return and 26 punt returns yards after he blocked a punt before teammate Bryant Nnabuife picked the ball up and ran 30 yards for a score vs. Colorado State in 2008 ... recorded at least 0.5 tackles for loss 24 times in his career, including in 19 of his final 25 games ... played inside linebacker as a 2011 senior after spending most of his collegiate career as an outside linebacker.

**2011:** Cal's most decorated player in 2011, including second-team All-American honors from Phil Steele and College Sports Madness, as well as adding a third-team selection from Yahoo! Sports and an honorable mention pick by SI.com ... the Pac-12's Pat Tillman Defensive Player of the Year and also a first-team all-conference selection in the vote of the league's coaches as well as by College Sports Madness, ESPN.com's Pac-12 Blog, Phil Steele and Yahoo! Sports ... the seventh Cal player to earn Pac-10/12 Player of the Year honors, the fourth on the defensive side and the Golden Bears' first conference Player of the Year since 2006 when both Daymeion Hughes (Defensive) and Marshawn Lynch (Offensive) earned the honor ... on the ESPN.com Pac-12 Blog's All-Bowl team ... also picked up a pair of team honors, winning the Bear Backers Co-MVP Award on the defensive side of the ball along with fellow inside linebacker D.J. Holt and the Berkeley Breakfast Club Award as the Outstanding Player in the Big Game on the defensive side of the ball ... played in all 13 games with 11 starts, leading the team in tackles with a career-high 107, while ranking fifth in the Pac-12 and tied for 70th nationally with his average of 8.15 stops per game ... also led the team with 14.5 tackles for loss (-59 yards) for an average of 1.12 per game that was third in the Pac-12 and tied for 55th in the nation ... co-led the squad with a pair of interceptions that he returned for a team-high 62 yards and a pair of fumbles that he returned for a team-high 33 yards ... added 3.0 sacks (-30 yards) and two pass breakups ... had 9.5 of his 14.5 tackles for loss over his last six games, registering at least 1.0 tackle for loss in each of those contests ... had 2.0 of his 3.0 sacks over his final three contests ... in double digits for tackles five times, including a career-high-tying and team season-high 15 stops at Washington when he also added a fumble recovery and 0.5 tackles for loss (-4 yards) ... posted his second highest tackle total of the season at Stanford with 13 in addition to recording a season-high-tying 2.5 tackles for loss (-18 yards) and his first full sack of the season when he dropped Heisman Trophy runner-up Andrew Luck for a 14-yard loss ... also had double-digit tackle efforts with 12 vs. USC (1.0 TFL, -1 yard), 11 in Holiday Bowl vs. Texas (1.5 TFL, -3 yards) and 10 against Oregon State

(1.0 TFL, -1 yard; 1 INT, 30-yard return) ... led or co-led the team in tackles five times, adding a team-high nine in the season-opener against Fresno State (season-high-tying 2.5 TFL, -10 yards; 0.5 SK, -1 yard; 1 PBU) and eight at Arizona State (2.0 TFL, -12 yards; 1.0 sack, -11 yards; one fumble recovery, 33-yard return) to his four double-digit efforts which were also team-highs (co-team leader vs. Oregon State and at Arizona State) ... had at least six tackles in a total of 10 contests, adding eight at Colorado (1.0 TFL, -5 yards), six at Oregon (1 PBU) and six vs. Washington State (1.0 TFL, -2 yards) ... had four tackles at UCLA (1.5 TFL, -3 yards), three vs. Presbyterian and two against Utah when he had his other pick and a 32-yard return ... earned Linebacker Honorable Mention Performer of the Week honors from the College Football Performance Awards for his showings in each of the team's three final regular-season games vs. Oregon State, at Stanford and at Arizona State ... fourth-team midseason All-American and first-team mid-season All-Pac-12 choice according to Phil Steele ... preseason honorable mention All-America pick of GoDaddy.com ... was on preseason watch lists for the Bednarik Award, Bronko Nagurski Trophy, Butkus Award, College Football Performance Awards Linebacker Trophy, Lott IMPACT Trophy and Rotary Lombardi Award ... also a preseason candidate for the Jack Lambert Award ... named prior to the season as the nation's No. 9 outside linebacker by Lindy's and the No. 30 draft-eligible outside linebacker according to Phil Steele, although he ended up playing the season at inside linebacker ... a first-team preseason All-Pac-12 selection of Athlon, Lindy's and Phil Steele ... listed as one of Cal's "Players to Watch" by Lindy's.

**2010:** Started all 12 games ... earned second-team All-Pac-10 honors as one of the top big-play players in the league, leading Cal and ranking among the conference and national leaders with 8.5 sacks (0.71 per game, No. 2 Pac-10, No. 26-T NCAA) for -57 yards and 15.0 tackles for loss (1.25 per game, No. 4 Pac-10, No. 28-T NCAA) for -69 yards ... also tied for first in the Pac-10 with three fumble recoveries (0.25 per game), while his 66 tackles was fourth on the team and his average of 5.5 stops per game ranked No. 31 in the Pac-10 ... captured the team's Dick Attal Award on defense for the player best exemplifying Cal spirit and attitude ... had at least 0.5 tackles for loss in nine of 12 contests, including a string of five in a row vs. Colorado, at Nevada, at Arizona, vs. UCLA and at USC ... posted a season-high 12 tackles, 2.5 tackles for loss (-11 yards), 1.5 sacks (-10 yards) and a fumble recovery vs. Colorado ... had his other double-digit stop game vs. Oregon when he posted 10 tackles, 1.5 tackles for loss (-6 yards) and 1.0 sacks (-4 yards) ... had a huge game in the season finale vs. Washington, recording eight tackles, a career-high-tying and season-high 3.0 tackles for loss for a season-high-tying -16 yards and a season-high and career-high-tying 2.0 sacks for a career-high-tying 14 yards ... added six tackles both at USC (also 0.5 TFL for zero yards, one fumble recovery) and at Oregon State (also 1.0 TFL, -2 yards) ... had a five-tackle game with a six-yard sack and his lone quarterback hurry of the season at Washington State ... equaled a season best with 16 yards on his 2.5 tackles for loss vs. UCLA, with one of those a 12-yard sack ... garnered a career-high-tying 2.0 sacks for a combined 11 yards lost among his three tackles at Arizona ... came up with his lone interception of the season vs. Arizona State ... selected by Phil Steele as a second-team midseason All-Pac-10 choice after Steele had him as a third-team preseason All-Pac-10 selection and the nation's No. 47 draft-eligible outside linebacker prior to the season.

**2009:** Played in all 13 games with six starts and was second on team in tackles with 71 stops to rank tied for 33rd in the Pac-10 with an average of 5.5 per game ... shared the club lead in fumble recoveries with two ... added 6.0 tackles for loss (-6 yards), 1.0 sack (-1 yard), one interception that he returned a career-long 68 yards for the lone touchdown of his career in the fourth quarter to seal a victory at UCLA, three pass breakups, one forced fumble and two fumble recoveries, including one that he returned 45 yards vs. Eastern Washington before he was tackled five yards shy of pay dirt ... also recorded a career-high-tying and Pac-10 season-high-tying 15 tackles vs. Eastern Washington ... posted 27 tackles in the team's first two games, picking up a game-high 12 and 1.0 tackle for loss (-1 yard) in the season-opener against Maryland before his 15 to go with 1.0 tackle for loss (-1 yard) and the 45-yard fumble return against Eastern Washington ... had a pair of eight-tackle contests at Oregon and vs. Arizona, adding 1.0 tackle for loss (-1 yard) and a fumble recovery against the Ducks and a pass breakup against the Wildcats ... had seven tackles vs. USC and in the Poinsettia Bowl against Utah, when he added a career-high-tying and season high 3.0 tackles for loss (-3 yards), a season-high 1.0 sack (-1 yard) and one pass breakup ... had a forced fumble and his other pass breakup at Minnesota ... had a quarterback hurry vs. Washington State ... a midseason fourth-team All-American and midseason first-team All-Pac-10 choice by Phil Steele.



**2008:** Had a promising rookie campaign when he played in all 13 games off the bench on special teams and as a reserve linebacker ... recorded 15 tackles, 1.0 tackle for loss (-10 yards), 1.0 sack (-10 yards) and a blocked kick backing up a talented group of linebackers that included three seniors ... finished with a season-high four tackles at Washington State, including a 10-yard sack ... had a pair of stops three times in home games vs. Michigan State, Colorado State and Stanford ... his blocked punt came vs. Colorado State when he was credited for a 26-yard return before teammate Bryant Nnabuife picked the ball up and ran 30 yards for a score to gave Cal its first points in a 42-7 victory.

**HOOVER HS:** A three-star recruit by Rivals that was also listed as the No. 45 outside linebacker in the nation ... Scout also ranked him as a three-star recruit and the nation's No. 28 weakside linebacker ... selected to the All-Far West squad by SuperPrep and a Cal-Hi Sports third-team All-State selection as a senior when he led his club with 175 tackles and 4.0 sacks, while also registering a team-best 742 rushing yards on 103 carries and six touchdowns as well as 1,035 all-purpose yards ... named the MVP for linebackers at the Palo Alto Nike Camp.

**PERSONAL:** Full name is Marvin Mychal-Christopher Kendricks ... born September 28, 1990 ... parents are Marvin Kendricks and Yvonne Thagon ... father played college football at UCLA and led the Bruins in rushing twice in back-to-back seasons (1970-71) ... brother, Eric, played football at UCLA as a redshirt freshman in 2011 ... major is social welfare.

## KENDRICKS' CAREER STATISTICS

SCORING	G-GS	TD	Rush	Pass	Retn	PAT	2PAT	FG	Total	Avg/G
2008	13-0	0	0	0	0	0	0	0	0	0.0
2009	13-6	1	0	0	1	0	0	0	6	0.5
2010	12-12	0	0	0	0	0	0	0	0	0.0
2011	13-11	0	0	0	0	0	0	0	0	0.0
<b>TOTAL</b>	<b>51-29</b>	<b>1</b>	<b>0</b>	<b>0</b>	<b>1</b>	<b>0</b>	<b>0</b>	<b>0</b>	<b>6</b>	<b>0.1</b>

PUNT RETURNS	G-GS	No.	Yds	TD	Lg	Avg/R	Avg/G
2008	13-0	1	26	0	0	26.0	2.0
2009	13-6	0	0	0	0	0.0	0.0
2010	12-12	0	0	0	0	0.0	0.0
2011	13-11	0	0	0	0	0.0	0.0
<b>TOTAL</b>	<b>51-29</b>	<b>1</b>	<b>26</b>	<b>0</b>	<b>0</b>	<b>26.0</b>	<b>0.5</b>

INTERCEPTIONS	G-GS	No.	Yds	TD	Lg	Avg/R	Avg/G
2008	13-0	0	0	0	0	0.0	0.0
2009	13-6	1	68	1	68	68.0	5.2
2010	12-12	1	0	0	0	0.0	0.0
2011	13-11	2	62	0	32	31.0	4.8
<b>TOTAL</b>	<b>51-29</b>	<b>4</b>	<b>130</b>	<b>1</b>	<b>68</b>	<b>32.5</b>	<b>2.5</b>

ALL-PURPOSE	G-GS	Rush	Rec	PR	KR	IR	Total	Avg/G
2008	13-0	0	0	26	0	0	26	2.0
2009	13-6	0	0	0	0	68	68	5.2
2010	12-12	0	0	0	0	0	0	0.0
2011	13-11	0	0	0	0	62	62	4.8
<b>TOTAL</b>	<b>51-29</b>	<b>0</b>	<b>0</b>	<b>26</b>	<b>0</b>	<b>130</b>	<b>156</b>	<b>3.1</b>

TACKLES	G-GS	UA	A	Total	TFL	Yds	PD	FF	FR	Blkd
2008	13-0	8	7	15	1.0	10	0	0	0	1
2009	13-6	38	33	71	6.0	6	4	1	2	0
2010	12-12	39	27	66	15.0	69	1	0	3	0
2011	13-11	68	39	107	14.5	59	4	0	2	0
<b>TOTAL</b>	<b>51-29</b>	<b>153</b>	<b>106</b>	<b>259</b>	<b>36.5</b>	<b>144</b>	<b>9</b>	<b>1</b>	<b>7</b>	<b>1</b>

SACKS	G-GS	UA	A	Total	Yds
2008	13-0	1	0	1.0	10
2009	13-6	1	0	1.0	1
2010	12-12	8	1	8.5	57
2011	13-11	2	2	3.0	30
<b>TOTAL</b>	<b>51-29</b>	<b>12</b>	<b>3</b>	<b>13.5</b>	<b>98</b>

## KENDRICKS' CAREER GAME HIGHS

**Tackles:** 15 (twice, last at Washington, 2011)  
**Tackles For Loss:** 3.0 (twice, last vs. Washington, 2010)  
**Tackle For Loss Yards:** 18 (at Stanford, 2011)  
**Sacks:** 2.0 (twice, last vs. Washington, 2010)  
**Sack Yards:** 14 (twice, last at Stanford, 2011)  
**Forced Fumbles:** 1 (at Minnesota, 2009)  
**Fumble Recoveries:** 1 (seven times, last at Arizona State, 2011)  
**Fumble Return Yards:** 45 (vs. Eastern Washington, 2009)  
**Long Fumble Return:** 45 (vs. Eastern Washington, 2009)  
**Interceptions:** 1 (four times, last vs. Oregon State, 2011)  
**Interception Return Yards:** 68 (at UCLA, 2009)  
**Interception Return TDs:** 1 (at UCLA, 2009)  
**Long Interception Return:** 68TD (at UCLA, 2009)  
**Pass Breakups:** 1 (five times, last at Oregon, 2011)  
**Quarterback Hurries:** 1 (vs. Washington State, 2009)  
**Blocked Kicks:** 1 (vs. Colorado State, 2008)  
**Punt Returns:** 1 (vs. Colorado State, 2008)  
**Punt Return Yards:** 26 (vs. Colorado State, 2008)  
**Long Punt Return:** 26 (vs. Colorado State, 2008)  
**All-Purpose Yards:** 68 (at UCLA, 2009)  
**Points:** 6 (at UCLA, 2009)

## SPENCER LADNER

#45



**TE, 6-7, 260**..... **Kansas City, MO**  
**2008-11**..... **Pembroke Hill HS**

**CAL CAREER:** Played in 23 games during his Cal career from 2008-11, including a string of 17 in a row that included the last five games of 2009 and all 12 contests in 2010 ... started eight games, all during his final two seasons ... had three catches for 12 yards and one tackle.

**2011:** Played in four games with two starts (vs. USC, vs. Washington State) ... did not record any stats other than participation.

**2010:** Played in all 12 games and made six starts (vs. Colorado, at Nevada, at USC, vs. Oregon, vs. Stanford, vs. Washington) ... made three catches for 12 yards, including a career-long reception of eight yards at Washington State ... had his first collegiate reception with a five-yard grab at Arizona ... caught one ball for a one-yard loss at Oregon State ... also had one tackle in the season finale vs. Washington after a Brock Mansion interception.

**2009:** Appeared in seven games off the bench primarily on special teams and as a backup tight end ... made his collegiate debut in the season-opener vs. Maryland and also got into contests against Washington State, vs. Oregon State, vs. Arizona, at Stanford, at Washington and in the Poinsettia Bowl vs. Utah ... did not record any stats other than participation.

**2008:** Redshirted ... did not play ... named Co-Scout Team Player of the Year on offense.

**PEMBROKE HS:** A SuperPrep All-American and All-Midlands choice ... earned a four-star rating from Scout and was listed No. 15 among tight end prospects nationally ... Rivals tabbed him as a four-star recruit and its No. 4 prospect in the state of Missouri as well as its No. 16 tight end in the country ... posted 28 receptions for 279 yards and three scores in his senior year ... hauled in 31 receptions for 575 yards and seven touchdowns as a junior, when he earned All-Freelance League, All-Area and All-Metro honors ... also lettered in basketball and lacrosse.

**PERSONAL:** Full name is Spencer Alan Ladner ... born October 16, 1989 ... parents are Dale and Amy Ladner ... father played collegiate basketball at Kansas ... older brother, Ben, played football at Stanford ... major at Cal was undeclared but was considering sociology.

### LADNER'S CAREER STATISTICS

RECEIVING	G-GS	Rec	Yds	TD	Lg	Rec/G	Avg/C	Avg/G
2009	7-0	0	0	0	0	0.0	0.0	0.0
2010	12-6	3	12	0	8	0.2	4.0	1.0
2011	4-2	0	0	0	0	0.0	0.0	0.0
<b>TOTAL</b>	<b>23-8</b>	<b>3</b>	<b>12</b>	<b>0</b>	<b>8</b>	<b>0.1</b>	<b>4.0</b>	<b>0.5</b>

ALL-PURPOSE	G-GS	Rush	Rec	PR	KR	IR	Total	Avg/G
2009	7-0	0	0	0	0	0	0	0.0
2010	12-6	0	12	0	0	0	12	1.0
2011	4-2	0	0	0	0	0	0	0.0
<b>TOTAL</b>	<b>23-8</b>	<b>0</b>	<b>12</b>	<b>0</b>	<b>0</b>	<b>0</b>	<b>12</b>	<b>0.5</b>

TACKLES	G-GS	UA	A	Total	TFL	Yds	PD	FF	FR	Blkd
2009	7-0	0	0	0	0.0	0	0	0	0	0
2010	12-6	1	0	1	0.0	0	0	0	0	0
2011	4-2	0	0	0	0.0	0	0	0	0	0
<b>TOTAL</b>	<b>23-8</b>	<b>1</b>	<b>0</b>	<b>1</b>	<b>0.0</b>	<b>0</b>	<b>0</b>	<b>0</b>	<b>0</b>	<b>0</b>

### LADNER'S CAREER GAME HIGHS

**Receptions:** 1 (three times, last at Washington State, 2010)  
**Receiving Yards:** 8 (at Washington State, 2010)  
**Long Reception:** 8 (at Washington State, 2010)  
**All-Purpose Yards:** 8 (at Washington State, 2010)  
**Tackles:** 1 (vs. Washington, 2010)

## BROCK MANSION

(MAN-shin)

**#10**



**QB, 6-6, 238 .....Dallas, TX**  
**2007-11 .....Episcopal School of Dallas**

**CAL CAREER:** Appeared in 14 games as a quarterback and made four starts at the position ... has completed 71-of-146 (48.6%) passes for 677 yards with two touchdowns and five interceptions for a passer efficiency rating of 85.3 ... rushed for 20 yards and a touchdown on 25 carries, with the score coming on a one-yard run in the fourth quarter

at Washington State in 2008 ... also served throughout much of his career as the team's primary holder for field goal and extra-point attempts.

**2011:** Played in one game off the bench and completed 1-of-2 passes for five yards vs. Presbyterian ... one of two quarterbacks that shared the No. 2 spot on the depth chart at the end of spring practices, along with Alan Bridgford, behind starter Zach Maynard ... listed as being in a "Position Battle" with Maynard at quarterback on a Fantasy Flash sidebar in Cal's team section of Athlon's season preview magazine.

**2010:** Played in eight games at quarterback and started the final four contests after a career-ending injury to starting quarterback Kevin Riley at Oregon State ... started the season as the No. 3 quarterback but worked his way up to No. 2 before taking over the starting role after Riley's injury ... completed 67-of-137 (48.9%) passes for 646 yards and two touchdowns with five interceptions for an 86.0 quarterback rating ... had 22 rushes for seven yards ... completed 12-of-24 passes for 171 yards and rushed five times for a career-high 25 yards in his first career start to lead Cal to its lone road win of the season at Washington State, completing a career-long 50-yard pass to Marvin Jones and also posting the longest run of his career of 28 yards to key Cal's first touchdown drive against the Cougars ... the 28-yard run was the longest by a Cal quarterback since Aaron Rodgers had a 36-yarder at Washington on Nov. 13, 2004 ... posted career highs for pass completions, attempts and yardage in the Big Game against Stanford, completing 19-of-37 passes for 173 yards and one of his two career touchdown tosses ... added a career-high six rushes for six yards against the Cardinal ... did throw a pair of interceptions both at Washington State and vs. Stanford ... hit on 14-of-24 passes for 141 yards with one touchdown in relief of Riley at Oregon State ... other starts came vs. Oregon (10-28-0-69-0) and Washington (12-23-1-92-0) ... saw minimal action in three games off the bench vs. UC Davis, at Nevada and vs. Arizona State, rushing once for eight yards and throwing an incompleteness against the Sun Devils for his only stats in those contests.

**2009:** Played in three of the first four games off the bench as a quarterback vs. Maryland, vs. Eastern Washington and at Oregon, but did not take a snap

as a quarterback over the final nine contests ... threw an incompleteness in his only pass attempt in the season-opener vs. Maryland.

**2008:** Appeared in two games as a quarterback at Washington State and vs. Washington, combining to complete 3-of-6 passes for 26 yards ... had a passer efficiency rating of 86.4 ... also rushed for 13 yards on three carries and had a one-yard rushing touchdown in the fourth quarter at Washington State ... was 2-of-4 for 16 yards in the air vs. Washington, while totaling 1-of-2 completions for 10 yards at Washington State.

**2007:** Redshirted ... did not play ... earned the team's Freshman Lifter of the Year Award.

**EPISCOPAL SCHOOL OF DALLAS:** A Prepstar All-American selection ... rated the No. 11 pro-style quarterback by Rivals ... selected to the All-Southwest team by SuperPrep ... attended the Elite 11 quarterback camp in 2006 ... threw for 2,200 yards and 26 touchdowns, adding 989 yards and nine touchdowns on the ground in his final campaign as a senior in 2006 to lead his team to a state title ... was one of eight underclassmen to earn All-State honors as a junior in 2005 when he threw for 1,986 yards, 28 touchdowns and only six interceptions.

**PERSONAL:** Full name is Hans Brock Mansion ... born December 19, 1987 ... parents are Hans and Kim Mansion ... father was a tight end at Texas Tech ... three uncles played college football at Oklahoma, Texas and Texas Tech, respectively ... major is American studies.

### MANSION'S CAREER STATISTICS

RUSHING	G-GS	Att	Yds	TD	Lg	Avg/C	Avg/G
2008	2-0	3	13	1	7	4.3	6.5
2009	3-0	0	0	0	0	0.0	0.0
2010	8-4	22	7	0	28	0.3	0.9
2011	1-0	0	0	0	0	0.0	0.0
<b>TOTAL</b>	<b>14-4</b>	<b>25</b>	<b>20</b>	<b>1</b>	<b>28</b>	<b>0.8</b>	<b>1.4</b>

PASSING	G-GS	Att	Cmp	Int	Yds	TD	Lg	Pct	Avg/P	Avg/G	Effic
2008	2-0	6	3	0	26	0	10	50.0	4.3	13.0	86.4
2009	3-0	1	0	0	0	0	0	0.0	0.0	0.0	0.0
2010	8-4	137	67	5	646	2	50	48.9	4.7	80.8	86.0
2011	1-0	2	1	0	5	0	5	50.0	2.5	5.0	71.0
<b>TOTAL</b>	<b>14-4</b>	<b>146</b>	<b>71</b>	<b>5</b>	<b>677</b>	<b>2</b>	<b>50</b>	<b>48.6</b>	<b>4.6</b>	<b>48.4</b>	<b>85.3</b>

TOTAL OFFENSE	G-GS	Rush	Pass	Total	Avg/G
2008	2-0	13	26	39	19.5
2009	3-0	0	0	0	0.0
2010	8-4	7	646	653	81.6
2011	1-0	0	5	5	5.0
<b>TOTAL</b>	<b>14-4</b>	<b>20</b>	<b>677</b>	<b>697</b>	<b>49.8</b>

SCORING	G-GS	TD	Rush	Pass	Retn	PAT	2PAT	FG	Total	Avg/G
2008	2-0	1	1	0	0	0	0	0	6	3.0
2009	3-0	0	0	0	0	0	0	0	0	0.0
2010	8-4	0	0	0	0	0	0	0	0	0.0
2011	1-0	0	0	0	0	0	0	0	0	0.0
<b>TOTAL</b>	<b>14-4</b>	<b>1</b>	<b>1</b>	<b>0</b>	<b>0</b>	<b>0</b>	<b>0</b>	<b>0</b>	<b>6</b>	<b>0.4</b>

ALL-PURPOSE	G-GS	Rush	Rec	PR	KR	IR	Total	Avg/G
2008	2-0	13	0	0	0	0	13	6.5
2009	3-0	0	0	0	0	0	0	0.0
2010	8-4	7	0	0	0	0	7	0.9
2011	1-0	0	0	0	0	0	0	0.0
<b>TOTAL</b>	<b>14-4</b>	<b>20</b>	<b>0</b>	<b>0</b>	<b>0</b>	<b>0</b>	<b>20</b>	<b>1.4</b>

### MANSION'S CAREER GAME HIGHS

**Pass Completions:** 19 (vs. Stanford, 2010)  
**Pass Attempts:** 37 (vs. Stanford, 2010)  
**Passing Yards:** 173 (vs. Stanford, 2010)  
**Passing TDs:** 1 (twice, last vs. Stanford, 2010)  
**Long Pass:** 50 (at Washington State, 2010)  
**Rushes:** 6 (vs. Stanford, 2010)  
**Rushing Yards:** 25 (at Washington State, 2010)  
**Rushing TDs:** 1 (at Washington State, 2008)  
**Long Rush:** 28 (at Washington State, 2010)  
**All-Purpose Yards:** 25 (at Washington State, 2010)  
**Points:** 6 (at Washington State, 2008)

## ANTHONY MILLER

#80



TE, 6-4, 260 ..... San Jose, CA  
2008-11 ..... Archbishop Mitty HS

**AFTER CAL:** Agreed to terms on an undrafted free agent contract with the Denver Broncos on April 29, 2012 ... participated at Cal's 2012 Pro Day.

**CAL CAREER:** Played in 46 games with 34 starts, compiling totals of 64 receptions for 774 yards and five touchdown catches, the first of which came on his first career reception as a freshman

in 2008 and provided the winning score late in the fourth quarter of a 24-17 Emerald Bowl victory over Miami, Fla. ... totaled 778 all-purpose yards (774 receiving, four kick return) ... added two tackles.

**2011:** Had 24 catches for 263 yards and a career-high three touchdown receptions while starting all 13 contests, and catching at least one pass in 12, to earn an honorable mention all-conference selection from the Pac-12's coaches ... credited with the first kick return of his career for four yards to give him 267 all-purpose yards ... twice named an honorable mention selection for the College Football Performance Awards' Tight End Performer of the Week honors ... captured the team's Pappy Waldorf Coaches Award on offense ... had a career-high-tying five catches for a season-high 67 yards at UCLA ... had four catches for 21 yards at Oregon and three for 16 at Stanford ... posted his first career two-touchdown game at Colorado with a pair of TD grabs for 27 yards and his first kick return for four yards ... had two receptions on two other occasions in the season-opener vs. Fresno State (32 yards) and at Arizona State (10 yards) ... had a season-long 44-yard reception on his only catch against Utah that was one short of his career high of 45 ... came up with single catches vs. Washington State (19 yards), vs. Presbyterian (nine yards), vs. Texas in the Holiday Bowl (nine yards), at Washington (five yards) and vs. Oregon State (four yards) ... named the No. 20 draft-eligible tight end by Phil Steele prior to the season ... on the watch list for the second consecutive season for the John Mackey Award given annually to the nation's top tight end ... on the Preseason Tight End Trophy Watch List of the College Football Performance Awards ... selected as a Cal "Player to Watch" in Lindy's preseason magazine.

**2010:** Played in 12 games with 11 starts ... contributed 13 receptions for 152 yards and a touchdown catch that came on a 45-yard reception from Brock Mansion at Oregon State and was the longest of his career ... earned honorable mention Tight End Performer of the Week honors from the College Football Performance Awards after catching a season-high-tying three passes for 53 yards at Oregon State ... also had a season-high-tying three catches for a season-high 57 yards receiving at Nevada, including a 32-yard reception from Kevin Riley that before the 45-yarder at Oregon State was tied for the longest of his career ... had a pair of catches for 19 yards vs. Arizona State, as well as single catches in five other contests (vs. UC Davis, vs. UCLA, at USC, at Washington State, vs. Oregon) ... had at least one catch in six consecutive games beginning vs. UCLA and ending vs. Oregon ... recorded the first tackle of his career at Oregon State ... on the watch list for the Mackey Award given annually to the nation's top tight end ... earned honorable mention preseason All-American honors from College Football Insiders, as well as first-team All-Pac-10 selections by Lindy's and Sporting News, second-team by Phil Steele and third-team according to Athlon ... listed by Phil Steele prior to the season as the nation's No. 13 draft-eligible tight end.

**2009:** An honorable mention All-Pac-10 selection ... tallied career highs of 26 receptions for 357 yards to rank third on the team in both categories ... was No. 24 in the Pac-10 in per-game receiving yards (32.45) ... played in 11 contests with 10 starts, missing back-to-back games vs. Oregon State and Arizona due to injury ... recorded at least one catch in each of the last 10 contests he played in after being shut out in the season opener against Maryland ... had a season-long 32-yard reception vs. Eastern Washington ... made a career-high five catches for 55 yards in the Poinsettia Bowl vs. Utah ... posted four receptions and a career-high 70 yards receiving against USC ... had three catches on three occasions at Stanford (53 yards), vs. Eastern Washington (48 yards) and at Arizona State (47 yards).

**2008:** Saw action in 10 games off the bench as a true freshman, primarily as a backup tight end and on special teams ... his one catch of the season and the first collegiate of his collegiate career came on Cal's last offensive play of the year – a two-yard touchdown pass from quarterback Nate

Longshore with 2:41 left in the Emerald Bowl for the game-winning score in the Bears' 24-17 victory over Miami, Fla.

**ARCHBISHOP MITTY HS:** Rated the No. 18 tight end prospect in the country by Rivals and No. 53 according to Scout ... earned three-star ratings from both Rivals and Scout ... selected to the All-Far West squad by SuperPrep as a senior ... Cal-Hi Sports third-team All-State selection, first-team All-West Catholic Athletic League choice and San Jose Mercury News All-WCL pick as a junior when he posted 12 receptions for 106 yards and one touchdown for a run-dominated offense ... also contributed 69 tackles, 10.0 tackles for loss and 4.5 sacks on the defensive side of the ball as a junior ... had 18 catches for 310 yards and five scores his senior year.

**PERSONAL:** Full name is Anthony Joseph Miller ... born January 22, 1990 ... parents are Antonio and Farida Miller ... has two sisters, Tiffany and Briana ... major is undeclared.

### MILLER'S CAREER STATISTICS

RECEIVING	G-GS	Rec	Yds	TD	Lg	Rec/G	Avg/C	Avg/G
2008	10-0	1	2	1	2	0.1	2.0	0.2
2009	11-10	26	357	0	32	2.4	13.7	32.5
2010	12-11	13	152	1	45	1.1	11.7	12.7
2011	13-13	24	263	3	44	1.8	11.0	20.2
<b>TOTAL</b>	<b>46-34</b>	<b>64</b>	<b>774</b>	<b>5</b>	<b>45</b>	<b>1.4</b>	<b>12.1</b>	<b>16.8</b>

SCORING	G-GS	TD	Rush	Pass	Retn	PAT	2PAT	FGTotal	Avg/G
2008	10-0	1	0	1	0	0	0	0	0.6
2009	11-10	0	0	0	0	0	0	0	0.0
2010	12-11	1	0	1	0	0	0	0	0.5
2011	13-13	3	0	3	0	0	0	0	1.4
<b>TOTAL</b>	<b>46-34</b>	<b>5</b>	<b>0</b>	<b>5</b>	<b>0</b>	<b>0</b>	<b>0</b>	<b>30</b>	<b>0.7</b>

KICK RETURNS	G-GS	No.	Yds	TD	Lg	Avg/R	Avg/G
2008	10-0	0	0	0	0	0.0	0.0
2009	11-10	0	0	0	0	0.0	0.0
2010	12-11	0	0	0	0	0.0	0.0
2011	13-13	1	4	0	4	4.0	0.3
<b>TOTAL</b>	<b>46-34</b>	<b>1</b>	<b>4</b>	<b>0</b>	<b>4</b>	<b>4.0</b>	<b>0.1</b>

ALL-PURPOSE	G-GS	Rush	Rec	PR	KR	IR	Total	Avg/G
2008	10-0	0	2	0	0	0	2	0.2
2009	11-10	0	357	0	0	0	357	32.5
2010	12-11	0	152	0	0	0	152	12.7
2011	13-13	0	263	0	4	0	267	20.5
<b>TOTAL</b>	<b>46-34</b>	<b>0</b>	<b>774</b>	<b>0</b>	<b>4</b>	<b>0</b>	<b>778</b>	<b>16.9</b>

TACKLES	G-GS	UA	A	Total	TFL	Yds	PD	FF	FR	Blkd
2008	10-0	0	0	0	0.0	0	0	0	0	0
2009	11-10	0	0	0	0.0	0	0	0	0	0
2010	12-11	1	0	1	0.0	0	0	0	0	0
2011	13-13	1	0	1	0.0	0	0	0	0	0
<b>TOTAL</b>	<b>46-34</b>	<b>2</b>	<b>0</b>	<b>2</b>	<b>0.0</b>	<b>0</b>	<b>0</b>	<b>0</b>	<b>0</b>	<b>0</b>

### MILLER'S CAREER GAME HIGHS

**Receptions:** 5 (twice, last at UCLA, 2011)  
**Receiving Yards:** 70 (vs. USC, 2009)  
**Receiving TDs:** 2 (at Colorado, 2011)  
**Long Reception:** 45TD (at Oregon State, 2010)  
**Kick Returns:** 1 (at Colorado, 2011)  
**Kick Return Yards:** 4 (at Colorado, 2011)  
**Long Kick Return:** 4 (at Colorado, 2011)  
**All-Purpose Yards:** 70 (vs. USC, 2009)  
**Tackles:** 1 (twice, last at Colorado, 2011)  
**Points:** 12 (at Colorado, 2011)



## BEN MIROGLIO

(MURR-oh-lee-oh)

#85



TE, 6-6, 240 ..... Carmichael, CA  
2011 ..... Jesuit HS

2011: Did not play.

**JESUIT HS:** Spent his prep career as a quarterback ... completed 99-of-164 passes for 1,327 yards and 10 TDs while adding one touchdown on the ground to earn All-Delta River honors as a senior ... was 70-of-133 for 823 yards and eight scores during his junior year ... also played one season of

prep basketball as a freshman ... a member of the National Honor Society.

**PERSONAL:** Full name is Ben Paul Miroglio ... born November 23, 1992 ... parents are David and Suzi Miroglio ... brother, Taylor, is in the class of 2013 at Cal ... major is undeclared.

## C.J. MONCREASE

#8



DB, 6-1, 215 ..... Richmond, CA  
2009-11 ..... Laney College/El Cerrito HS

**CAL CAREER:** Played in 37 of 38 possible games, including the lone start of his career in his final game as a senior, during his three seasons with the program from 2009-11 ... was one of the team's top special teams players throughout his career and also saw additional action primarily as a reserve safety ... totaled 31 tackles, 0.5 tackles for loss

(-3 yards), 0.5 sacks (-3 yards), one pass breakup and two forced fumbles.

**2011:** Played in all 13 games, including his first career start in the Holiday Bowl vs. Texas ... posted a career-high 13 tackles as well as the first sack and tackle for loss of his career when he was credited with a half of each for a three-yard loss vs. Presbyterian ... also had the first pass breakup of his career against Washington State ... registered a career-high five tackles vs. Utah, while adding three in the season-opener against Fresno State, two vs. Washington State and one each vs. Presbyterian, at Oregon and vs. USC.

**2010:** Played in 12 games off the bench ... posted and 12 tackles and a forced fumble (vs. Arizona State) playing primarily on special teams and also as a reserve safety ... had a season-high four tackles vs. Colorado, as well as two each against Oregon and Washington ... had single tackles on four other occasions at Nevada, vs. UCLA, vs. Arizona State and at Washington State.

**2009:** Played in 12 games of 13 games off the bench primarily on special teams and also as a reserve safety, missing the only game of his career at Minnesota ... recorded six tackles and one forced fumble when he knocked a ball loose that was recovered by teammate D.J. Campbell on the opening kickoff at Oregon, setting up an eventual 47-yard field goal by Vincenzo D'Amato and giving the Bears an early 3-0 lead ... had a season-high three tackles vs. Eastern Washington, as well as one each in games at Oregon, vs. USC and in the Poinsettia Bowl vs. Utah.

**LANEY COLLEGE:** Recorded 35 tackles, three interceptions that he returned 88 yards and one fumble recovery as a redshirt freshman in 2008 ... did not play as a true freshman in 2007 after suffering a broken leg.

**EL CERRITO HS:** Earned first-team All-Alameda Contra Costa Athletic League honors and led his team to the North Coast Section title game as a senior.

**PERSONAL:** Full name is Christopher Justin Moncrease ... born July 5, 1989 ... mother is Demetrice Moncrease ... graduated from Cal in December of 2011 with a bachelor's degree in African American studies.

## MONCREASE'S CAREER STATISTICS

TACKLES	G-GS	UA	A	Total	TFL	Yds	PD	FF	FR	Blkd
2009	12-0	5	1	6	0.0	0	0	1	0	0
2010	12-0	9	3	12	0.0	0	0	1	0	0
2011	13-1	6	7	13	0.5	3	1	0	0	0
<b>TOTAL</b>	<b>37-1</b>	<b>20</b>	<b>11</b>	<b>31</b>	<b>0.5</b>	<b>3</b>	<b>1</b>	<b>2</b>	<b>0</b>	<b>0</b>

SACKS	G-GS	UA	A	Total	Yds
2009	12-0	0	0	0.0	0
2010	12-0	0	0	0.0	0
2011	13-1	0	1	0.5	3
<b>TOTAL</b>	<b>37-1</b>	<b>0</b>	<b>1</b>	<b>0.5</b>	<b>3</b>

## MONCREASE'S CAREER GAME HIGHS

**Tackles:** 5 (vs. Utah, 2011)

**Tackles For Loss:** 0.5 (vs. Presbyterian, 2011)

**Tackle For Loss Yards:** 3 (vs. Presbyterian, 2011)

**Sacks:** 0.5 (vs. Presbyterian, 2011)

**Sack Yards:** 3 (vs. Presbyterian, 2011)

**Forced Fumbles:** 1 (twice, last vs. Arizona State, 2010)

**Pass Breakups:** 1 (vs. Washington State, 2011)

## TERRANCE MONTGOMERY #8



WR, 5-8, 188 ..... Los Angeles, CA  
2010-11 ..... West Adams Prep

**CAL CAREER:** A member of the program for two seasons from 2010-11 but did not see any game action.

2011: Did not play.

2010: Redshirted ... did not play.


**WEST ADAMS PREP:** Ranked as the nation's No. 61 wide receiver by ESPN ... earned first-team

All-Los Angeles honors as a senior when he hauled in 42 receptions for 700 yards and 12 touchdowns, while adding a pair of scores on five kickoff returns for 246 yards to lead his squad to an 11-2 overall mark and a second consecutive Southern League title ... recorded 34 catches for 738 yards and nine scores as a junior, while adding 12 kickoff returns for 304 yards ... the first West Adams Prep player to receive a scholarship from a Football Bowl Subdivision (FBS) squad ... according to ESPN, "possesses terrific lateral agility and balance in the open field."

**PERSONAL:** Full name is Terrance Taray Montgomery Jr. ... born August 28, 1992 ... parents are Demond Whitfield and Shauntees Williams ... major is undeclared but considering media studies.

## DASH OLIVER

#25



DB, 5-10, 180 ..... Castro Valley, CA  
2010-11 ..... Castro Valley HS

2011: Spent time with the team in the spring and in training camp before leaving the program.

2010: Played in one game against UC Davis in the season opener ... did not record any stats other than participation.

**CASTRO VALLEY HS:** Participated in six sports – football, basketball, golf, soccer, martial arts, and track and field ... won the 100 meters race at the Stanford Invitational in 10.63 ... recorded a best of 21.99 in the 200 meters at the NCS Meet of Champions ... a member of the 4x100 and 4x400 relays.

**PERSONAL:** Full name is Dash Gerald Oliver ... born December 13, 1990 ... parents are Jerry and Jennifer Oliver ... major is undeclared.

## OLIVER'S CAREER STATISTICS

PARTICIPATION	G-GS	
2010	1-0	No other statistics
<b>TOTAL</b>	<b>1-0</b>	<b>No other statistics</b>



## ERNEST OWUSU

(oh-WOO-sue)

#95



**DL, 6-5, 270.....Nashville, TN**  
**2007-11... The Hun School of Princeton/  
 Father Ryan HS**

**AFTER CAL:** Agreed to terms on an undrafted free agent contract with the Minnesota Vikings on May 1, 2012 ... posted a solid all-around performance at Cal's 2012 Pro Day with 39 bench press reps of 225 pounds that would have been third at the 2012 NFL Combine that he was not invited to and

a 4.70 40-yard dash that would have been fifth among defensive linemen in Indianapolis ... on 2012 Cal Pro Day bench press – "It's just like clockwork. All of us have been doing this for eight to nine weeks, almost every single day. It's easy by now. You get a little adrenaline because the scouts are watching you and everybody is cheering you on."

**CAL CAREER:** Played in 42 games with 18 starts in the final four seasons of his five campaigns with the program from 2007-11 ... recorded 55 tackles, 14.0 tackles for loss (-61 yards), 8.0 sacks (-49 yards), one forced fumble and five pass breakups ... earned first-team Pac-12 All-Academic honors as a senior after being a second-team Pac-10 All-Academic selection during both his sophomore and junior campaigns ... two-time first-team CoSIDA Academic All-District® 8 pick as a junior and senior.

**2011:** Played in all 13 games with nine starts, contributing a career-high 30 tackles to rank second among the team's defensive linemen behind Trevor Guyton ... also second on the team with career highs of 4.5 sacks (-25 yards) and fourth with 7.5 tackles for loss (-30) ... tied for 16th in the Pac-12 with an average of .35 sacks per game ... added the first forced fumble of his career, a career-high-tying two pass breakups and a quarterback hurry ... had his biggest game of the season at Oregon with a career-high seven tackles, a season-high-tying 2.0 tackles for loss for a season-high 12 yards, a sack for a season-high 10 yards, a forced fumble and a pass breakup ... had four tackles each at Colorado, vs. Utah and vs. Oregon State ... added a sack against both the Beavers (-9 yards) and Utes (-2 yards), as well as a season-high-tying 2.0 tackles for loss (-4 yards) against the Utes and 1.0 tackle for loss (-1 yard) against the Buffaloes ... had three tackles in the Holiday Bowl vs. Texas ... had 1.5 sacks (-4 yards) against Presbyterian ... other pass breakup came in season-opener vs. Fresno State, while quarterback hurry was against USC ... posted two tackles at Stanford ... had single tackles vs. Fresno State, at UCLA, vs. Washington State and at Arizona State ... picked up first-team Capital One All-Academic All-District® 8 honors for the second consecutive year and first-team Pac-12 All-Academic recognition for the first time ... earned the team's Dink Artal Award on the defensive side of the ball for the player best exemplifying Cal spirit ... picked up a spot on Phil Steele's midseason third-team All-Pac-12 squad ... a member of the National Football Foundation's New Hampshire Honor Society earned by maintaining a GPA of 3.2 or better throughout his entire course of undergraduate study while making a significant contribution to his team.

**2010:** Played in all 12 games and moved into a primary starting role with starts in each of the season's first nine games before coming off the bench in the final three ... recorded 14 tackles, 2.5 tackles for loss (-10 yards) and 1.5 sacks (-9 yards), as well as a career-high-tying two pass breakups ... twice had a season-high-tying four tackles vs. Colorado and UCLA, adding 1.0 tackle for loss and 0.5 sacks for no gain vs. the Buffaloes, and 0.5 tackles for loss (-1 yard) and a quarterback hurry against the Bruins ... had a pair of tackles in back-to-back contests at Oregon State and Washington State, also picking up a sack for nine yards against the Beavers ... had single tackles vs. Arizona State and Washington, as well as a pass breakups at Nevada and vs. Oregon ... had a huge year in the classroom, earning first-team ESPN All-Academic All-District® 8 and second-team Pac-10 All-Academic selections.

**2009:** Played in 12 games off the bench and finished the season with seven tackles, 3.0 tackles for loss (-18 yards), 2.0 sacks (-15 yards) and one pass breakup ... recorded all of his sacks and tackles for loss in the season-opener vs. Maryland, with the 3.0 tackles for loss tying for the most by a Cal player in 2009 while both were career highs ... also had three tackles and his first career pass breakup vs. the Terrapins ... added two tackles in the second game of the season vs. Eastern Washington and then one each at UCLA and at Washington in the regular-season finale ... second-team Pac-10 All-Academic selection.

**2008:** Played in five games off the bench, recording five tackles and 1.0 tackle for loss (-3 yards) ... had a season-high four stops in his collegiate

debut against Colorado State ... his other stop was a tackle for loss (-3 yards) in the regular-season finale vs. Washington ... second-team Pac-10 All-Academic selection.

**2007:** Redshirted ... did not play.

**THE HUN SCHOOL OF PRINCETON/FATHER RYAN HS:** Took a prep year in 2006 at The Hun School of Princeton after his 2005 senior season at Father Ryan High School ... a three-star prospect by Rivals, which also ranked him the No. 24 prospect on its top-50 listing for prep schools ... had 60 tackles and 12.0 sacks in 2005 as a senior and posted nearly identical numbers 62 tackles, 13.0 sacks and an interception in 2006.

**PERSONAL:** Full name is Ernest John Yaw Owusu Jr. ... born May 26, 1988 ... parents are Ernest and Margaret Owusu ... graduated from Cal in December of 2011 with a bachelor's degree in political economy.

### OWUSU'S CAREER STATISTICS

TACKLES	G-GS	UA	A	Total	TFL	Yds	PD	FF	FR	Blkd
2008	5-0	2	3	5	1.0	3	0	0	0	0
2009	12-0	6	1	7	3.0	18	1	0	0	0
2010	12-9	6	8	14	2.5	10	2	0	0	0
2011	13-9	15	15	30	7.5	30	2	1	0	0
<b>TOTAL</b>	<b>42-18</b>	<b>29</b>	<b>27</b>	<b>56</b>	<b>14.0</b>	<b>61</b>	<b>5</b>	<b>1</b>	<b>0</b>	<b>0</b>

SACKS	G-GS	UA	A	Total	Yds
2008	5-0	0	0	0.0	0
2009	12-0	2	0	2.0	15
2010	12-9	1	1	1.5	9
2011	13-9	3	3	4.5	25
<b>TOTAL</b>	<b>42-18</b>	<b>6</b>	<b>4</b>	<b>8.0</b>	<b>49</b>

### OWUSU'S CAREER GAME HIGHS

**Tackles:** 7 (at Oregon, 2011)  
**Tackles For Loss:** 3.0 (vs. Maryland, 2009)  
**Tackle For Loss Yards:** 18 (vs. Maryland, 2009)  
**Sacks:** 2.0 (vs. Maryland, 2009)  
**Sack Yards:** 15 (vs. Maryland, 2009)  
**Forced Fumbles:** 1 (at Oregon, 2011)  
**Quarterback Hurries:** 1 (twice, last vs. USC, 2011)  
**Pass Breakups:** 1 (five times, last at Oregon, 2011)

## MATT RIOS

#50



**LS, 6-0, 230.....Phoenix, AZ**  
**2008-11.....North Canyon HS**

**CAL CAREER:** Played in 37 of 38 possible games off the bench as the team's long snapper over the last three seasons of his four campaigns with the program from 2008-11, making three tackles and no errant snaps.

**2011:** Played in the first 12 games off the bench before missing the Holiday Bowl vs. Texas, recording two tackles and no errant snaps for the third straight campaign.

**2010:** Played in all 12 games off the bench and had no errant snaps for the second consecutive season ... made his first career tackle against Arizona State.

**2009:** Took over as the team's starting long snapper and played in all 13 games off the bench with no errant snaps ... did not record any stats other than participation.

**2008:** Redshirted ... did not play.

**NORTH CANYON HS:** Rated as the No. 2 long snapper in the nation at a Chris Rubio long snapping combine ... earned Class 5A second-team All-State honors from the Arizona Republic ... considered to be one of the nation's best prep long snappers ... registered 116 tackles and 7.0 sacks as a linebacker while adding two blocked kicks (one punt, one field goal) during his 2007 senior campaign ... recorded 86 tackles and 3.0 sacks as a junior ... attended the same high school as former Cal long snapper Nick Sundberg, who played all 51 games possible at the position for four seasons from 2005-08 before Rios took over the position in 2009.

**PERSONAL:** Full name is Matthew John Rios ... born January 9, 1990 ... parents are Johnny Rios and Shannon Oughton ... major is undeclared but considering public health.

## RIOS' CAREER STATISTICS

TACKLES	G-GS	UA	A	Total	TFL	Yds	PD	FF	FR	Blkd
2009	13-0	0	0	0	0.0	0	0	0	0	0
2010	12-0	1	0	1	0.0	0	0	0	0	0
2011	12-0	1	1	2	0.0	0	0	0	0	0
<b>TOTAL</b>	<b>37</b>	<b>2</b>	<b>1</b>	<b>3</b>	<b>0.0</b>	<b>0</b>	<b>0</b>	<b>0</b>	<b>0</b>	<b>0</b>

## RIOS' CAREER GAME HIGHS

**Tackles:** 1 (three times, last at Oregon, 2011)

## MITCHELL SCHWARTZ #72



**OL, 6-6, 318..... Pacific Palisades, CA**  
**2007-11..... Palisades Charter HS**

**AFTER CAL:** Selected by the Cleveland Browns in the second round (No. 37 overall) of the 2012 NFL Draft as Cal's highest selection ... the first Cal offensive lineman selected in the NFL Draft since 2009 when Alex Mack was also taken by Cleveland in the first round (No. 21 overall) ... participated at the 2012 NFL Combine, posting a personal best

of 23 reps of 225 pounds in the bench press ... other marks includes times of 5.45 in the 40-yard dash, 7.86 in the 3 cone drill and 4.87 in the 20-yard shuttle, while his vertical jump was 26.5" and his broad jump 7' 5" ... started at right tackle for the winning North team in the 2012 Senior Bowl ... present at Cal's 2012 Pro Day but did not participate ... *on being selected in the 2012 NFL Draft* – "I was watching ESPN and at the bottom, it said their pick was in and then I got the call. I had a hopeful feeling when I picked up the call and it came into fruition. I'm just excited about it."

**CAL CAREER:** Started all 51 games possible during his Cal career from 2008-11 to fall one start short of Syd'Quan Thompson's school record of 52, making all of the starts at either left tackle (35) or right tackle (16) ... earned first-team All-Pac-12 and Pac-12 All-Academic in his senior season ... also named second-team All-Pac-10 as a junior and was an honorable mention choice in his sophomore campaign ... named honorable mention Pac-10 All-Academic (2008-10) and earned the Brick Muller Award as Cal's Most Valuable Offensive Lineman (2009-11) for three seasons each ... a two-time member of the Jewish Sports Review's College Football All-America Team in 2010 and 2011 ... did not record any stats other than participation.

**2011:** Earned first-team All-Pac-12 honors and started all 13 games at left tackle, marking the fourth consecutive season of starting every one of the team's contests ... anchored an offensive line that blocked for first-year starting tailback Isi Sofele, who posted the sixth-highest rushing total in school history with 1,322 yards ... added first-team All-Pac-12 selections from the ESPN Pac-12 Blog and Phil Steele, and was a second-team pick of College Sports Madness and Yahoo! Sports ... a member of the Jewish Sports Review's College Football All-America Team for the second consecutive season ... picked up the team's Brick Muller Award as Cal's Most Valuable Offensive Lineman for the third straight campaign ... also won a Cort Majors Captains Award on offense ... a second-team midseason All-Pac-12 selection of Phil Steele ... a third-team preseason All-American by GoDaddy.com and Sporting News ... posted a team-high 30.5 knockdowns, while adding 20 cut blocks and 6.5 pancakes ... did not record any other stats other than participation ... a member of the National Football Foundation's New Hampshire Honor Society earned by maintaining a GPA of 3.2 or better throughout his entire course of undergraduate study while making a significant contribution to his team ... on watch lists for the Outland Trophy and Rotary Lombardi Award ... named by Phil Steele as the nation's No. 24 draft-eligible tackle prior to the campaign ... a first-team All-Pac-10 preseason choice of Athlon, Phil Steele and Sporting News, while Lindy's had him as one of Cal's Players to Watch and a second-team preseason All-Pac-10 pick.

**2010:** A second-team All-Pac-10 choice who started all 12 games at left tackle, anchoring an offensive line that blocked for 1,167-yard rusher Shane Vereen ... earned a second-team spot on Phil Steele's postseason All-Pac-10 team and a first-team position on his midseason All-Pac-10 squad ... a member of the Jewish Sports Review's College Football All-America Team ... recipient of team's Brick Muller Award as Cal's Most Valuable Offensive Lineman for the second straight year and winner of the team's Andy Smith Award as the Cal player with the most Big "C" time on the offensive side

of the ball ... an honorable mention Pac-10 All-Academic selection for the third consecutive season ... a second-team preseason All-Pac-10 choice by Athlon, Lindy's and Phil Steele, while Steele also listed him as the nation's No. 63 draft-eligible tackle ... did not record any stats other than participation.

**2009:** Started all 13 games at right tackle ... earned honorable mention All-Pac-10 and Pac-10 All-Academic honorable mention selections ... a Phil Steele preseason, midseason and postseason third-team All-Pac-10 choice ... recipient of team's Brick Muller Award as Cal's Most Valuable Offensive Lineman ... second-team preseason All-Pac-10 by Lindy's, as well as third-team according to Athlon ... did not record any stats other than participation.

**2008:** Started all 13 games at an offensive tackle spot ... began the year as the starter at right tackle for three contests before making a switch to the left side in game four vs. Colorado State and starting the remaining 10 games at that position ... named a second-team Freshman All-American by College Football News ... had two pancake blocks, two knockdowns and a cut block against Michigan State ... had four knockdowns vs. Stanford ... honored with the Bob Tessier Award as Cal's Most Improved Offensive Lineman ... earned honorable mention Pac-10 All-Academic honors ... did not record any stats other than participation.

**2007:** Redshirted ... did not play.

**PALISADES CHARTER HS:** Ranked as the No. 27 offensive guard in the country and came in at No. 50 among all prospects in the state of California by Rivals ... earned CIF Los Angeles City Offensive Lineman of the Year, Western League Lineman of the Year and Prepstar All-West Region honors his senior season ... was a two-time All-State underclassman pick ... earned All-Western League and All-City honors his junior campaign ... named to the Principal's Honor Roll and Dean's List.

**PERSONAL:** Full name is Mitchell Bryan Schwartz ... born June 8, 1989 ... son of Lee Schwartz and Olivia Goodkin ... older brother, Geoff, completed his career as an offensive tackle for Oregon in 2007 and is currently in the NFL with Minnesota after being drafted by Carolina in the seventh round of the 2008 NFL Draft ... Geoff saw his first NFL action with Carolina in 2009, playing in all 16 regular-season games with three starts and then started all 16 games for the Panthers in 2010 before missing the entire 2011 campaign due to injury ... graduated from Cal in December of 2011 with a bachelor's degree in American studies.

## SCHWARTZ' CAREER STATISTICS

PARTICIPATION	G-GS	
2008	13-13	No other statistics
2009	13-13	No other statistics
2010	12-12	No other statistics
2011	13-13	No other statistics
<b>TOTAL</b>	<b>51-51</b>	<b>No other statistics</b>

## GIORGIO TAVECCHIO #40

(tuh-VECK-ee-oh)



**PK, 5-10, 178..... Moraga, CA**  
**2008-11..... Campolindo HS**

**AFTER CAL:** Agreed to terms on an undrafted free agent contract with the San Francisco 49ers on May 4, 2012 ... participated at Cal's 2012 Pro Day.

**CAL CAREER:** Played in 46 games and finished his career with 256 points to rank fifth on the school's all-time scoring list and fourth among kickers ... made 48-of-64 (75.0%) field goal attempts and 112-120 (93.3%) extra-point tries, ranking third at Cal in both all-time field goals and extra points made ... scored at least one point in each of his final 25 consecutive games, all of Cal's contests in 2010 and 2011 ... kicked off 245 times for 14,790 yards and an average of 60.4 yards per kickoff with 14 touchbacks ... made the first 65 extra-point tries of his career before the streak was finally snapped on his second PAT attempt in the seventh game of his junior year against Arizona State when his try was blocked ... had eight tackles ... became Cal's starting kicker for field goals, PAT's and kickoffs in 2010 for the first time and continued that role through the 2011 season after sharing kickoff and placekicking duties during each of his first two seasons in 2008 and 2009 ... earned second-team Pac-10/12 All-Academic honors each of his final three seasons (2009-11) ... twice named the Pac-12 Special Teams Player of the Week, once in both 2009 and 2011 ... added honorable mention College Football Performance Awards Placekicker Performer of the Week honors five times, twice in 2010 and three times in 2011.

**2011:** A semifinalist for the William V. Campbell Trophy, often referred to as



the Academic Heisman, and a candidate for the National Football Foundation Scholar-Athlete Awards but did not become a finalist or pick up the NFF's Scholar-Athlete Award when both were named on Oct. 26 ... also a candidate the Wuerffel Trophy that honors a college football player who best combines exemplary community service with athletic and academic achievement, as well as the Burlsworth Trophy given annually to the nation's most outstanding player who began his collegiate career as a walk-on ... on the ESPN.com Pac-12 Blog's All-Bowl team ... picked up second-team Pac-12 All-Academic honors for the third time and Capital One All-Academic All-District® 8 honors for the first ... added the team's Schlessinger Coaches Award for outstanding athletic ability, academic success and community service ... earned honorable mention All-Pac-12 honors from the coaches in addition to first and third-team All-Pac-12 selections according to Yahoo! Sports and College Sports Madness with a huge senior season, playing in all 13 games and becoming the first Cal player to pace the Pac-12 in field goal percentage (20-23, 87.0%) and the first since Doug Brien in 1991 to lead the conference in field goals made per game (1.54), with his field goals made per game also tied for 16th nationally ... his field goal percentage of 87.0% was a single-season school record, while his 20 total field goals ranked third on Cal's all-time single-season list ... ranked among Pac-12 leaders in scoring among kickers (fifth) and overall scoring (10th), with his scoring average of 7.38 points per game also tied for 60th nationally ... made each of his last nine field goal attempts over his final five games, including a career-high-tying four in the first 4-for-4 performance of his career in the regular-season finale at Arizona State, with the four field goals made and 100.0% both tying Pac-12 season bests ... scored a career-high 17 points that also equaled the most by a Pac-12 player in 2011 against the Sun Devils with his four field goals from 48, 27, 19 and 30 yards, and by adding a 5-for-5 showing on extra points as well as a tackle to earn Pac-12 Special Teams Player of the Week honors and honorable mention Placekicker Performer of the Week recognition from the CFPA for the third time of the season ... made at least one field goal in 11 of 13 games, including a 3-for-3 contest at Washington in which he was good from 29, 36 and 25 yards while adding a pair of extra points for 11 points and a career-high-tying two tackles to earn his first of three honorable mention Placekicker Performer of the Week honors from the CFPA ... scored 10 points vs. Utah, making two-of-three field goals, hitting from 35 and 27 yards before a 29-yarder was blocked, and all four of his extra points ... hit three of four field goals at Oregon (all in the first half) for nine points to earn honorable mention Placekicker Performer of the Week honors from the CFPA, going through the uprights from 27, 38 and a career-long 54 yards that was one yard shy of the school record, before having a 40-yarder blocked on the final play of the first half ... made his lone field goal attempts in the Holiday Bowl vs. Texas (47), vs. Washington State (43), vs. Fresno State (40), at Colorado (39), vs. Oregon State (32) and vs. USC (27) ... was 9-for-9 on extra points vs. Presbyterian, equaling the most extra points both made and attempted by a Pac-12 player in 2011 as well as the highest percentage for extra point attempts ... 36-of-42 (85.7%) on extra points ... posted a career-high four touchbacks and a career-high-tying 70.0 yards kickoff average at Colorado with six kickoffs for 420 yards ... kicked off 76 times for 4,652 yards and an average of 61.2 yards per kickoff, with seven touchbacks ... twice kicked off a career-high-tying 10 times vs. Presbyterian (527 yards) and at Arizona State (career-high 609 yards) ... made four tackles, adding one vs. Presbyterian and at Arizona State to the two he recorded at Washington ... third-team midseason and fourth-team preseason All-Pac-12 choice of Phil Steele ... a member of the National Football Foundation's New Hampshire Honor Society earned by maintaining a GPA of 3.2 or better throughout his entire course of undergraduate study while making a significant contribution to his team.

**2010:** Played in all 12 games during his first season as Cal's full-time starting placekicker, making 11-of-16 field goal attempts (68.8%) and 37-of-39 extra-point tries (94.9%) to rank second on the team in scoring with 70 points ... among the Pac-10's per-game leaders in scoring among kickers (5.8 ppg, No. 5), PAT percentage (94.9%, No. 5), field goal percentage (68.8%, No. 6), field goals made (0.92 fpgg, No. 6, No. 74-T NCAA) and scoring (5.8 ppg, No. 9) ... both of his failed extra point attempts were blocked (not missed), with one each vs. Arizona State and at Washington State, while all five of his unsuccessful field goal attempts were missed (not blocked) ... scored in each of the team's 12 games, including a season-high 14 points when he made all three of his field goal attempts and five-of-six extra-point tries against Arizona State to earn honorable mention CFPA Placekicker Performer of the Week honors ... also had double-digit scoring outputs with 10 points in each of the season's first two games against UC Davis and Colorado, converting all seven of his extra-point attempts and his lone field goal try in each contest ... made his first 23 kicks of the season (18-18 extra points, 5-5 FG) before missing a 33-yard field goal attempt in the third quarter at Arizona and then a critical

40-yarder with 2:37 remaining in the fourth quarter and the Bears clinging to a 9-3 lead on his three earlier field goals before Cal eventually lost, 10-9 ... knocked all four of his kickoffs at Arizona a career-high-tying 70 yards for a career-high-tying average of 70.0 yards per kickoff ... totaled a season-high 587 kickoff yards on a season-high nine kickoffs in the season opener vs. UC Davis ... missed the only two field goal attempts he had during a four-game stretch that included contests at Oregon State, at Washington State, vs. Oregon and vs. Stanford ... made a season-long 53-yard field goal that was Cal's longest since Tom Schneider's 55-yarder at the 2006 Big Game and added another from 47 yards in the season finale against Washington to be named an honorable mention CFPA Placekicker Performer of the Week ... averaged 64.8 yards on kickoffs to improve his average dramatically by 6.7 yards per kickoff over his 2009 mark, with his 2010 average better than his top game in 2009 ... totaled 3,822 yards on 59 kickoffs as he handled all but one of the team's kickoffs ... had four touchbacks ... also made two tackles, picking up one each vs. Colorado and Oregon ... earned second-team Pac-10 All-Academic honors.

**2009:** Played in 11 games and scored 38 points, hitting 8-of-12 field goals (67.0%) and all 14 of his extra-point attempts (100.0%) but did have one blocked that was credited to the team ... ranked eighth in the Pac-10 with his 0.73 field goals made per game average as well as ninth in scoring among conference kickers with an average of 3.5 points per contest ... led the squad with 58 kickoffs for 3,372 yards (58.1 avg) ... did not play in back-to-back losses at Oregon and vs. USC ... had a couple of huge games in wins over the Arizona schools, attempting a career-high-tying five field goals in each contest ... hit a game-winning 24-yarder for the deciding points with 0:21 seconds left in a 23-21 win at Arizona State, after booting a season-long 51-yarder in the third quarter ... made 4-of-5 field goals vs. Arizona, equaling a career high for field goals made and establishing a season-high for points (12), with one of the makes covering 46 yards and another 22 to give Cal an 18-16 lead with 4:46 to go, while also recording a career-high-tying two tackles in the 24-16 victory ... named the Pac-10 Special Teams Player of the Week for the first time in his career for becoming the first Cal player to make four field goals in game since Tom Schneider accomplished the feat in the 2006 Big Game against Stanford when he did it against Arizona ... made a 24-yard field goal in the third quarter at UCLA ... all 14 of his extra points came in four consecutive games at UCLA (3-3), vs. Washington State (7-7), at Arizona State (2-2) and vs. Oregon State (2-2), with Vincenzo D'Amato handling those duties for the team's other nine contests ... posted season highs of nine kickoffs and 552 kickoff yards vs. Eastern Washington, while his 64.6 yard per kickoff average at UCLA was a season-best that also included one of his two touchbacks, with the other coming at Arizona State ... his season bests of four field goals made, five field goals attempted, seven PAT's made, seven PAT's attempted and a 100.0 PAT percentage on 7-of-7 kicking were all one shy of season bests in the Pac-10 ... earned second-team Pac-10 All-Academic honors.

**2008:** Joined the team three days before the Michigan State season opener and became an impact player for the Bears in his first collegiate contest when he handled kickoff duties against the Spartans ... assumed full-time placekicker responsibilities for an injured David Seawright prior to the Arizona game on October 18 and stayed in the role for the remainder of the season ... second on the team in scoring with 52 points, finishing the campaign 9-of-13 on field goal attempts (69.2%) and a perfect 25-of-25 on extra-point tries (100.0%) ... ranked sixth in the Pac-10 in field goals made per game (0.90 fpgg), as well as 15th in the conference in scoring per contest (5.2 ppg) ... made 2-of-3 field goal tries in his debut as the team's placekicker vs. Arizona, including a season-long-tying 42-yarder ... also made a 42-yard field goal the following game vs. UCLA and converted both of his PAT's ... made his only field goal attempts at USC (35 yards) and vs. Stanford (28 yards), as well as one-of-two tries vs. Oregon (33 yards), vs. Washington (23 yards) and in the Emerald Bowl vs. Miami, Fla. (23 yards) ... converted a season-high five PAT's vs. UCLA in addition to his season-high-tying two field goals for a season-high 11 points ... handled the majority of the squad's kickoffs with a team-high 52 tries for 2,944 yards (56.6 avg) and one touchback that came in the regular-season finale against Washington ... kicked off eight times for 504 yards and a 63.0 average vs. UCLA, all season highs.

**CAMPOLINDO HS:** Spent three seasons playing both football and soccer ... scored 50 points as a senior on the gridiron, connecting on six field goals and 32 extra points ... earned first-team All-Diablo Foothill Athletic League honors on the pitch as a midfielder his senior season and helped guide his squad to the NCA 2A soccer crown ... a two-time honor roll student ... also a member of Diablo Futbol Club ... led his squad to the State Cup semifinals for three years in a row as well as the California State Cup championship game in May of 2008 ... had originally planned to play Division I soccer at UC Davis.



**PERSONAL:** Full name is Giorgio Tavecchio ... born July 16, 1990 in Milan, Italy ... parents are Renato and Gabriella Tavecchio ... has a long list of community service to his credit ... lived in Milan, Rome; Shelton, Conn. and Falls Church, Va., prior to his arrival in the Bay Area ... received his bachelor's degree from Cal in political economy in May of 2012.

### TAVECCHIO'S CAREER STATISTICS

SCORING	G-GS	TD	Rush	Pass	Retn	PAT	2PAT	FG	Total	Avg/G
2008	10-0	0	0	0	0	25	0	9	52	5.2
2009	11-0	0	0	0	0	14	0	8	38	3.5
2010	12-0	0	0	0	0	37	0	11	70	5.8
2011	13-0	0	0	0	0	36	0	20	96	7.4
<b>TOTAL</b>	<b>46-0</b>	<b>0</b>	<b>0</b>	<b>0</b>	<b>0</b>	<b>112</b>	<b>0</b>	<b>48</b>	<b>256</b>	<b>5.6</b>

FIELD GOALS	G-GS	Att	Made	Lg	Pct
2008	10-0	13	9	42	69.2
2009	11-0	12	8	51	66.7
2010	12-0	16	11	53	68.8
2011	13-0	23	20	54	87.0
<b>TOTAL</b>	<b>46-0</b>	<b>64</b>	<b>48</b>	<b>54</b>	<b>75.0</b>


TACKLES	G-GS	UA	A	Total	TFL	Yds	PD	FF	FR	Blkd
2008	10-0	0	0	0	0.0	0	0	0	0	0
2009	11-0	2	0	2	0.0	0	0	0	0	0
2010	12-0	0	2	2	0.0	0	0	0	0	0
2011	13-0	2	2	4	0.0	0	0	0	0	0
<b>TOTAL</b>	<b>46-0</b>	<b>4</b>	<b>4</b>	<b>8</b>	<b>0.0</b>	<b>0</b>	<b>0</b>	<b>0</b>	<b>0</b>	<b>0</b>

### TAVECCHIO'S CAREER GAME HIGHS

**Field Goals Made:** 4 (twice, last at Arizona State, 2011)  
**Field Goals Attempted:** 5 (three times, last at Arizona, 2010)  
**Field Goal Percentage (with most field goals made if tie):** 100.0, 4-4 (at Arizona State, 2011)  
**Long Field Goal:** 54 (at Oregon, 2011)  
**PAT's Made:** 9 (vs. Presbyterian, 2011)  
**PAT's Attempted:** 9 (vs. Presbyterian, 2011)  
**PAT Percentage (with most PAT's made if tie):** 100.0, 9-9 (vs. Presbyterian, 2011)  
**Kickoffs:** 10 (twice, last at Arizona State, 2011)  
**Kickoff Yards:** 609 (at Arizona State, 2011)  
**Kickoff Average:** 70.0, (twice, last at Colorado, 2011)  
**Long Kickoff:** 70 (25 times, last Holiday vs. Texas, 2011)  
**Touchbacks:** 4 (at Colorado, 2011)  
**Tackles:** 2 (twice, last at Washington, 2011)  
**Points:** 17 (at Arizona State, 2011)

## QUINN TEDFORD

#17/7



**WR, 6-0, 172.....Danville, CA**  
**2008-11.....Monte Vista HS**

**CAL CAREER:** Played in four career games off the bench over the last three seasons of his four with the program from 2008-11 ... left the program during the 2011 campaign ... wore no. 7 for his first two seasons from 2008-09 before switching to No. 17 in 2010 and 2011.

**2011:** Played in one game off the bench against Presbyterian and made the lone catch of his collegiate career for five yards.

**2010:** Played in two contests off the bench, getting in the season opener against UC Davis and then again vs. Arizona State.

**2009:** Made his collegiate debut off the bench against Eastern Washington in his lone action of the season.

**2008:** Redshirted ... did not play.

**MONTE VISTA HS:** Wrapped up his prep career in 2007 with a squad that finished 8-4 overall after his club was 7-4 the previous season.

**PERSONAL:** Full name is Quinn B. Tedford ... born May 18, 1989 ... parents are Jeff and Donna Tedford ... father is the Cal football head coach ... brother, Taylor, graduated from Cal and is a former player in the Golden Bears football program ... major is sociology.

### TEDFORD'S CAREER STATISTICS

RECEIVING	G-GS	Rec	Yds	TD	Lg	Rec/G	Avg/C	Avg/G
2009	1-0	0	0	0	0	0.0	0.0	0.0
2010	2-0	0	0	0	0	0.0	0.0	0.0
2011	1-0	1	5	0	5	1.0	5.0	5.0
<b>TOTAL</b>	<b>4-0</b>	<b>1</b>	<b>5</b>	<b>0</b>	<b>5</b>	<b>0.3</b>	<b>5.0</b>	<b>1.7</b>

ALL-PURPOSE	G	Rush	Rec	PR	KR	IR	Total	Avg/G
2009	1-0	0	0	0	0	0	0	0.0
2010	2-0	0	0	0	0	0	0	0.0
2011	1-0	0	5	0	0	0	5	5.0
<b>TOTAL</b>	<b>4-0</b>	<b>0</b>	<b>5</b>	<b>0</b>	<b>0</b>	<b>0</b>	<b>5</b>	<b>1.7</b>

### TEDFORD'S CAREER GAME HIGHS

**Receptions:** 1 (vs. Presbyterian, 2011)  
**Receiving Yards:** 5 (vs. Presbyterian, 2011)  
**Long Reception:** 5 (vs. Presbyterian, 2011)

## JOHN TYNDALL

#31



**FB, 6-3, 240.....Pacific Grove, CA**  
**2007-11.....Pacific Grove HS**

**CAL CAREER:** Played in 32 games with one start during the last four seasons of his first five campaigns with the program from 2007-11, seeing most of his action on special teams and also as a backup fullback ... contributed four rushes for 10 yards, two receptions for 19 yards and one kick return for five yards for a total of 34 all-purpose yards ... also had nine tackles.

**2011:** Played in 12 of 13 games including his first career start in the final contest of his career vs. Texas in the Holiday Bowl ... posted single-season career-highs with 12 games played, one start, one rush (tied), five rushing yards, one reception (tied) and 13 receiving yards ... had his only rush of the season was a career-long five-yarder at UCLA ... his lone reception was a career-long 13-yarder at Colorado ... had a tackle vs. Presbyterian.

**2010:** Played in six games off the bench, contributing his first career reception for six yards in the season opener against UC Davis and one rush for three yards vs. Colorado.

**2009:** Played in the first three games of the campaign off the bench but did not participate over the final 10 contests ... contributed one rush for three yards in the season-opener vs. Maryland and one kick return for five yards against Eastern Washington.

**2008:** Played in 11 games off the bench primarily on special teams ... contributed eight tackles with a career-high-tying two stops both at Washington State and in the Big Game vs. Stanford ... also picked up single tackles in his collegiate debut vs. Michigan State, at Arizona, vs. Oregon and at Oregon State ... rushed once for a loss of one yard in the regular-season finale vs. Washington.

**2007:** Redshirted ... did not play ... earned Scout Team Player of the Year honors on special teams.

**PACIFIC GROVE HS:** Selected to the All-Far West squad by SuperPrep after he led his team to a Mission Trail League title with a perfect 6-0 conference mark and an overall record of 10-3 ... ranked the No. 29 linebacker nationally and the No. 99 overall player in California according to Rivals ... named the Monterey Herald Offensive Player of the Year as a senior after rushing for over 1,500 yards with a county-best 28 touchdowns on the ground ... recorded eight 100-yard rushing games, including a single-game high of 183 yards ... added 165 tackles and 13.0 sacks on defense as a senior ... a first-team All-State selection during his junior campaign, leading his team to a perfect 10-0 regular-season record before falling in the first round of the state playoffs ... averaged over 14 tackles per game and was the Herald's Defensive Player of the Year as a junior ... rushed for 140 yards and five touchdowns on only 14 carries in a game during his junior year against Harbor High School ... also had 91 tackles, 3.0 sacks and a forced fumble on defense as a sophomore.

**PERSONAL:** Full name is John Lawrence Tyndall ... born July 7, 1989 ... parents are Larry and Cathy Tyndall ... brother, Bill, is a junior offensive lineman on the 2012 Cal football team ... a double major in interdisciplinary studies and peace and conflict studies.

## TYNDALL'S CAREER STATISTICS

<b>RUSHING</b>	<b>G-GS</b>	<b>Att</b>	<b>Yds</b>	<b>TD</b>	<b>Lg</b>	<b>Avg/C</b>	<b>Avg/G</b>
2008	11-0	1	-1	0	0	-1.0	-0.1
2009	3-0	1	3	0	3	3.0	1.0
2010	6-0	1	3	0	3	3.0	0.5
2011	12-1	1	5	0	5	5.0	0.4
<b>TOTAL</b>	<b>32-1</b>	<b>4</b>	<b>10</b>	<b>0</b>	<b>5</b>	<b>2.5</b>	<b>0.3</b>

<b>TOTAL OFFENSE</b>	<b>G-GS</b>	<b>Rush</b>	<b>Pass</b>	<b>Total</b>	<b>Avg/G</b>
2008	11-0	-1	0	-1	-0.1
2009	3-0	3	0	3	1.0
2010	6-0	3	0	3	0.5
2011	12-1	5	0	5	0.4
<b>TOTAL</b>	<b>32-1</b>	<b>10</b>	<b>0</b>	<b>10</b>	<b>0.3</b>

<b>RECEIVING</b>	<b>G-GS</b>	<b>Rec</b>	<b>Yds</b>	<b>TD</b>	<b>Lg</b>	<b>Rec/G</b>	<b>Avg/C</b>	<b>Avg/G</b>
2008	11-0	0	0	0	0	0.0	0.0	0.0
2009	3-0	0	0	0	0	0.0	0.0	0.0
2010	6-0	1	6	0	6	0.2	6.0	1.0
2011	12-1	1	13	0	13	0.1	13.0	1.1
<b>TOTAL</b>	<b>32-1</b>	<b>2</b>	<b>19</b>	<b>0</b>	<b>13</b>	<b>0.1</b>	<b>9.5</b>	<b>0.6</b>

<b>KICK RETURNS</b>	<b>G-GS</b>	<b>No.</b>	<b>Yds</b>	<b>TD</b>	<b>Lg</b>	<b>Avg/R</b>	<b>Avg/G</b>
2008	11-0	0	0	0	0	0.0	0.0
2009	3-0	1	5	0	5	5.0	1.7
2010	6-0	0	0	0	0	0.0	0.0
2011	12-1	0	0	0	0	0.0	0.0
<b>TOTAL</b>	<b>32-1</b>	<b>1</b>	<b>5</b>	<b>0</b>	<b>5</b>	<b>5.0</b>	<b>0.2</b>

<b>ALL-PURPOSE</b>	<b>G-GS</b>	<b>Rush</b>	<b>Rec</b>	<b>PR</b>	<b>KR</b>	<b>IR</b>	<b>Total</b>	<b>Avg/G</b>
2008	11-0	-1	0	0	0	0	-1	-0.1
2009	3-0	3	0	0	5	0	8	2.7
2010	6-0	3	6	0	0	0	9	1.5
2011	12-1	5	13	0	0	0	18	1.5
<b>TOTAL</b>	<b>32-1</b>	<b>10</b>	<b>19</b>	<b>0</b>	<b>5</b>	<b>0</b>	<b>34</b>	<b>1.1</b>

<b>TACKLES</b>	<b>G-GS</b>	<b>UA</b>	<b>A</b>	<b>Total</b>	<b>TFL</b>	<b>Yds</b>	<b>PD</b>	<b>FF</b>	<b>FR</b>	<b>Blkd</b>
2008	11-0	6	2	8	0.0	0	0	0	0	0
2009	3-0	0	0	0	0.0	0	0	0	0	0
2010	6-0	0	0	0	0.0	0	0	0	0	0
2011	12-1	1	0	1	0.0	0	0	0	0	0
<b>TOTAL</b>	<b>32-1</b>	<b>7</b>	<b>2</b>	<b>9</b>	<b>0.0</b>	<b>0</b>	<b>0</b>	<b>0</b>	<b>0</b>	<b>0</b>

## TYNDALL'S CAREER GAME HIGHS

**Rushes:** 1 (four times, last at UCLA, 2011)  
**Rushing Yards:** 5 (at UCLA, 2011)  
**Long Rush:** 5 (at UCLA, 2011)  
**Receptions:** 1 (twice, last at Colorado, 2011)  
**Receiving Yards:** 13 (at Colorado, 2011)  
**Long Reception:** 13 (at Colorado, 2011)  
**Kick Returns:** 1 (vs. Eastern Washington, 2009)  
**Kick Return Yards:** 5 (vs. Eastern Washington, 2009)  
**Long Kick Return:** 5 (vs. Eastern Washington, 2009)  
**All-Purpose Yards:** 13 (at Colorado, 2011)  
**Tackles:** 2 (twice, last vs. Stanford, 2008)

## RYAN WERTENBERGER

**#14**

(WERE-tin-berger)



**QB, 6-2, 216** ..... Mission Viejo, CA  
**2008-10** ..... Laguna Hills HS

**CAL CAREER:** A member of the Cal football program for two campaigns from 2009-10 and through the 2011 spring practice sessions ... did not see any game action.

**2011:** Practiced with the team during spring workouts before leaving the squad following their conclusion.

**2010:** A member of the team but did not see any game action.

**2009:** A member of the team but did not see any game action ... named Scout Team Player of the Year on offense.

**2008:** Redshirted ... did not play.

**LAGUNA HILLS HS:** A two-time All-Pacific Coast League selection that helped his team to three straight conference championships ... threw for 1,928 yards and 22 touchdowns as a junior, including a career-long TD toss of 99 yards ... led his squad to the PCL title and was the No. 9 passer in Orange County ... also an All-PCL selection in baseball.

**PERSONAL:** Full name is Ryan Thomas Wertenberger ... born January 22, 1990 ... parents are Tom and Dee Wertenberger ... major is American studies.